

# HILLTOP<sup>®</sup>

DESIGNER RADIATORS



*Image for illustration purposes only*





DESIGNER  
RADIATORS

Hilltop Designer Radiators are a highly respected distributor of designer radiators.



Kolom - Page 20

With over 25 years of experience in quality and customer satisfaction.

Hilltop Designer Radiators is part of the Sanbra Group of Companies.




Rond - Page 32



Belieza - Page 52

Images for illustration purposes only



# HILLTOP

## DESIGNER RADIATORS

Hilltop Designer Radiators is an established and highly respected market leader in the distribution of lifestyle and designer radiators as well as towel rails and other heating accessories. Based in Co. Tyrone, Hilltop offers an innovative range of products suitable for all heating projects, making us one of the most sought-after brands on the market.

With over 25 years of industry experience and a trusted reputation, our team carefully source each item to provide you with not only the latest innovations in bathroom design but also the most effective, efficient and affordable options available on the market.

As part of the Sanbra Group, we pride ourselves on achieving a high level of presale and aftersales customer service whilst supplying all corners of the country. This merger has further enabled us to offer our customer base the best products in the industry while also allowing us to continue specialising in a niche market.

### GENERAL FEATURES

5 years warranty on Aluminium Radiators (Raiden and Kamari)  
2 years warranty on Electric Elements



Hilltop offer an exciting 33 RAL powder coated colour options on dedicated radiators.

RAL colour finishes are non-refundable and are available 7-10 working days following point of order (subject to availability).



Images for illustration purposes only



Raiden - Page 36



Hilltop Designer HD25 - Page 46

# WHY CHOOSE US?

Whether it's a new build or renovation; traditional or modern; at Hilltop we offer a wide range of innovative designs suitable for any home. Our dedicated and highly trained staff are among some of the best in Ireland when it comes to knowledge of the heating industry.

Customer satisfaction is at the forefront of everything we do and our team are committed to maintaining this high level of customer engagement from start to finish.

While heating your home may be a necessity, that doesn't mean it can't be stylish. Our collection features an arrangement of

different finishes and colours so all our customers' needs can be met.

Whether it be a traditional radiator needed for an 'old school' bathroom or a bright coloured vertical radiator needed to bring new life to an ageing room. At Hilltop, we have ALL your bases covered.

# THE HEAT IS ON

## HILLTOP CONTEMPORARY RANGE

### CONSOL

The Consol radiator offers a clean contemporary design that will suit any heating project. Colour options include white and anthracite as standard however the Consol is also available in a wide selection of RAL colour options to compliment any surroundings.

### OVALE

A timeless and contemporary radiator, the Ovale design offers a modern look that is available in white and anthracite while as well as a wide range of bespoke colouring for that personal touch.

### KOLOM

A classic 'old school' design that is timeless in any setting. The Kolom is the best known of the classic designs on the market today. Available in a variety of sizes with different column options. A cost-effective alternative to the heavy cast iron models on the market today.

### ROND

The Rond offers the perfect combination of design appearance and performance, making this the ideal choice for any project. Available in both horizontal and vertical, a range of colouring is available to bring that designer feel to any space in the home.

### RAIDEN

The RAIDEN ultra-modern double panel design offers a stylish and unique look that brings life to any home. This aluminium radiator is one of our most energy efficient meaning it is kinder to the environment.

### KAMARI

The perfect choice for any home, the Kamari aluminium radiator provides excellent durability without compromising on style. This sleek design comes in a double and single panel options across a wide range of selections.

### HILLTOP DESIGNER HD25

A high performing towel warmer to suit any bathroom project. Both straight and curved options available with an impressive selection of colours including; Brushed Brass, Chrome, White, Matt Black and Anthracite.

### BELIEZA

A unique and bold design, the Belieza heated towel rail brings a touch of class to any bathroom enhanced by its unusual flat tube design. A step up from conventional towel rails, it adds a little something different to any project.

### CALIDA

The funky modern design of the Calida makes a bold statement to compliment any bathroom. Designed for the modern environment, its wraparound flat bars offer plenty of space to gently warm your towels.

## HILLTOP TRADITIONAL RANGE

### KNIGHTSBRIDGE, FLORENCE, ELIGANTE, DELGADA

This stylish suite of radiators perfectly blends the traditional with the modern resulting in a distinct look, fit for any bathroom. Mixing the traditional column insert with the chrome surround gives this range a timeless yet classical appearance.



Raiden - Page 36



Kolom - Page 20



Ovale - Page 18

# CONTENTS

CONSOL	10
OVALE	18
KOLOM	20
ROND	32
RAIDEN	36
KAMARI	38
HILLTOP DESIGNER HD25	46
BELIEZA	52
CALIDA	54
KNIGHTSBRIDGE	56
FLORIENCE	56
ELIGANTE	57
DELGADA	57
ELEMENTS	59
VALVES + ACCESSORIES	60
DELTA T CONVERSION	61
RAL COLOUR OPTIONS	62
TERMS + CONDITIONS	66

*Images for illustration purposes only*



Rond - Page 32

# CONSOL

**MILD STEEL**  
SINGLE PANEL - VERTICAL



The Consol radiator offers a clean contemporary design that will suit any heating project. Colour options include white and anthracite as standard however the Consol is also available in a wide selection of RAL colour options to compliment any surroundings.

## VERTICAL

**CONSOL - Single Panel**  
H-1600 x W-366mm

Pipe Centres 456mm  
BTU  $\Delta 50^\circ$  1509  
BTU  $\Delta 60^\circ$  2287

● **Anthracite**  
HCON16366SA £255.00

○ **White**  
HCON16366SW £255.00

● **Bespoke Colour Finish**  
HCON16366SRAL £407.50

**CONSOL - Single Panel**  
H-1600 x W-440mm

Pipe Centres 530mm  
BTU  $\Delta 50^\circ$  1811  
BTU  $\Delta 60^\circ$  2744

● **Anthracite**  
HCON16440SA £305.00

○ **White**  
HCON16440SW £305.00

● **Bespoke Colour Finish**  
HCON16440SRAL £472.50

**CONSOL - Single Panel**  
H-1600 x W-514mm

Pipe Centres 604mm  
BTU  $\Delta 50^\circ$  2113  
BTU  $\Delta 60^\circ$  3201

● **Anthracite**  
HCON16514SA £350.00

○ **White**  
HCON16514SW £350.00

● **Bespoke Colour Finish**  
HCON16514SRAL £540.00

**CONSOL - Single Panel**  
H-1800 x W-366mm

Pipe Centres 456mm  
BTU  $\Delta 50^\circ$  1623  
BTU  $\Delta 60^\circ$  2572

● **Anthracite**  
HCON18366SA £275.00

○ **White**  
HCON18366SW £275.00

● **Bespoke Colour Finish**  
HCON18366SRAL £450.00

**CONSOL - Single Panel**  
H-1800 x W-440mm

Pipe Centres 530mm  
BTU  $\Delta 50^\circ$  1942  
BTU  $\Delta 60^\circ$  3087

● **Anthracite**  
HCON18440SA £330.00

○ **White**  
HCON18440SW £330.00

● **Bespoke Colour Finish**  
HCON18440SRAL £510.00

**CONSOL - Single Panel**  
H-1800 x W-514mm

Pipe Centres 604mm  
BTU  $\Delta 50^\circ$  2272  
BTU  $\Delta 60^\circ$  3603

● **Anthracite**  
HCON18514SA £375.00

○ **White**  
HCON18514SW £375.00

● **Bespoke Colour Finish**  
HCON18514SRAL £580.00



Image for illustration purposes only




**Note:** To convert  $\Delta 50^\circ$  output to a  $\Delta 30^\circ$  see page 61 for more details.



# CONSOL

MILD STEEL  
SINGLE PANEL - HORIZONTAL



Images for illustration purposes only

## HORIZONTAL

**CONSOL - Single Panel**  
H-600 x W-588mm

Pipe Centres 678mm  
BTU  $\Delta 50^\circ$  944  
BTU  $\Delta 60^\circ$  1437

- Anthracite  
HCON60588SA £210.00
- White  
HCON60588SW £210.00
- Bespoke Colour Finish  
HCON60588SRAL £368.00

**CONSOL - Single Panel**  
H-600 x W-810mm

Pipe Centres 900mm  
BTU  $\Delta 50^\circ$  1298  
BTU  $\Delta 60^\circ$  1976

- Anthracite  
HCON60810SA £280.00
- White  
HCON60810SW £280.00
- Bespoke Colour Finish  
HCON60810SRAL £470.00

**CONSOL - Single Panel**  
H-600 x W-1032mm

Pipe Centres 1122mm  
BTU  $\Delta 50^\circ$  1652  
BTU  $\Delta 60^\circ$  2515

- Anthracite  
HCON601032SA £350.00
- White  
HCON601032SW £350.00
- Bespoke Colour Finish  
HCON601032SRAL £570.00

**CONSOL - Single Panel**  
H-600 x W-1254mm


Pipe Centres 1344mm  
BTU  $\Delta 50^\circ$  2005  
BTU  $\Delta 60^\circ$  3054

- Anthracite  
HCON601254SA £420.00
- White  
HCON601254SW £420.00
- Bespoke Colour Finish  
HCON601254SRAL £680.00

**CONSOL - Single Panel**  
H-600 x W-1402mm

Pipe Centres 1492mm  
BTU  $\Delta 50^\circ$  2241  
BTU  $\Delta 60^\circ$  3413

- Anthracite  
HCON601402SA £460.00
- White  
HCON601402SW £460.00
- Bespoke Colour Finish  
HCON601402SRAL £750.00



Note: To convert  $\Delta 50^\circ$  output to a  $\Delta 30^\circ$  see page 61 for more details.

# CONSOL

MILD STEEL  
DOUBLE PANEL - VERTICAL



 RAL COLOUR  
FINISH  
AVAILABLE  
*See page 62 for details*

## VERTICAL

**CONSOL - Double Panel**  
H-1600 x W-366mm

Pipe Centres 456mm  
BTU  $\Delta 50^\circ$  2928  
BTU  $\Delta 60^\circ$  3152

- Anthracite  
HCON16366DA £445.00
- White  
HCON16366DW £445.00
- Bespoke Colour Finish  
HCON16366DRAL £695.00

**CONSOL - Double Panel**  
H-1600 x W-440mm

Pipe Centres 530mm  
BTU  $\Delta 50^\circ$  3511  
BTU  $\Delta 60^\circ$  3577

- Anthracite  
HCON16440DA £520.00
- White  
HCON16440DW £520.00
- Bespoke Colour Finish  
HCON16440DRAL £820.00

**CONSOL - Double Panel**  
H-1600 x W-514mm

Pipe Centres 604mm  
BTU  $\Delta 50^\circ$  4096  
BTU  $\Delta 60^\circ$  4169

- Anthracite  
HCON16514DA £600.00
- White  
HCON16514DW £600.00
- Bespoke Colour Finish  
HCON16514DRAL £900.00

**CONSOL - Double Panel**  
H-1800 x W-366mm

Pipe Centres 456mm  
BTU  $\Delta 50^\circ$  2587  
BTU  $\Delta 60^\circ$  3370

- Anthracite  
HCON18366DA £480.00
- White  
HCON18366DW £480.00
- Bespoke Colour Finish  
HCON18366DRAL £750.00

**CONSOL - Double Panel**  
H-1800 x W-440mm

Pipe Centres 530mm  
BTU  $\Delta 50^\circ$  3099  
BTU  $\Delta 60^\circ$  4045

- Anthracite  
HCON18440DA £550.00
- White  
HCON18440DW £550.00
- Bespoke Colour Finish  
HCON18440DRAL £850.00

**CONSOL - Double Panel**  
H-1800 x W-514mm

Pipe Centres 604mm  
BTU  $\Delta 50^\circ$  3623  
BTU  $\Delta 60^\circ$  4719

- Anthracite  
HCON18514DA £650.00
- White  
HCON18514DW £650.00
- Bespoke Colour Finish  
HCON18514DRAL £950.00



**Note:** To convert  $\Delta 50^\circ$  output to a  $\Delta 30^\circ$  see page 61 for more details.



# CONSOL

**MILD STEEL**  
DOUBLE PANEL - HORIZONTAL



## HORIZONTAL

**CONSOL - Double Panel**  
H-600 x W-588mm

Pipe Centres 678mm  
BTU  $\Delta 50^\circ$  1797  
BTU  $\Delta 60^\circ$  2084

- **Anthracite**  
HCON60588DA **£315.00**
- **White**  
HCON60588DW **£315.00**
- **Bespoke Colour Finish**  
HCON60588DRAL **£515.00**

**CONSOL - Double Panel**  
H-600 x W-810mm

Pipe Centres 900mm  
BTU  $\Delta 50^\circ$  2470  
BTU  $\Delta 60^\circ$  2865

- **Anthracite**  
HCON60810DA **£425.00**
- **White**  
HCON60810DW **£425.00**
- **Bespoke Colour Finish**  
HCON60810DRAL **£650.00**

**CONSOL - Double Panel**  
H-600 x W-1032mm

Pipe Centres 1122mm  
BTU  $\Delta 50^\circ$  3139  
BTU  $\Delta 60^\circ$  3647

- **Anthracite**  
HCON601032DA **£560.00**
- **White**  
HCON601032DW **£560.00**
- **Bespoke Colour Finish**  
HCON601032DRAL **£800.00**

**CONSOL - Double Panel**  
H-600 x W-1254mm

Pipe Centres 1344mm  
BTU  $\Delta 50^\circ$  3804  
BTU  $\Delta 60^\circ$  4429

- **Anthracite**  
HCON601254DA **£660.00**
- **White**  
HCON601254DW **£660.00**
- **Bespoke Colour Finish**  
HCON601254DRAL **£930.00**

**CONSOL - Double Panel**  
H-600 x W-1402mm

Pipe Centres 1492mm  
BTU  $\Delta 50^\circ$  4196  
BTU  $\Delta 60^\circ$  5080

- **Anthracite**  
HCON601402DA **£725.00**
- **White**  
HCON601402DW **£725.00**
- **Bespoke Colour Finish**  
HCON601402DRAL **£1080.00**



*Image for illustration purposes only*



**Note:** To convert  $\Delta 50^\circ$  output to a  $\Delta 30^\circ$  see page 61 for more details.

# OVALE

MILD STEEL  
SINGLE PANEL - VERTICAL




Image for illustration purposes only



Image for illustration purposes only

## VERTICAL

### OVALE - Single Panel H-1500 x W-354mm

Pipe Centres 444mm  
BTU Δ50° 1037  
BTU Δ60° 2167

- Anthracite  
HO15354SA £205.00
- White  
HO15354SW £205.00
- Bespoke Colour Finish  
HO15354SRAL £380.00

### OVALE - Single Panel H-1500 x W-413mm

Pipe Centres 503mm  
BTU Δ50° 1210  
BTU Δ60° 2550

- Anthracite  
HO15413SA £235.00
- White  
HO15413SW £235.00
- Bespoke Colour Finish  
HO15413SRAL £440.00

### OVALE - Single Panel H-1500 x W-472mm

Pipe Centres 562mm  
BTU Δ50° 1383  
BTU Δ60° 2940

- Anthracite  
HO15472SA £265.00
- White  
HO15472SW £265.00
- Bespoke Colour Finish  
HO15472SRAL £500.00

### OVALE - Single Panel H-1500 x W-531mm

Pipe Centres 621mm  
BTU Δ50° 1556  
BTU Δ60° 3337

- Anthracite  
HO15531SA £290.00
- White  
HO15531SW £290.00
- Bespoke Colour Finish  
HO15531SRAL £550.00

### OVALE - Single Panel H-1800 x W-354mm

Pipe Centres 444mm  
BTU Δ50° 1345  
BTU Δ60° 2362

- Anthracite  
HO18354SA £235.00
- White  
HO18354SW £235.00
- Bespoke Colour Finish  
HO18354SRAL £440.00

### OVALE - Single Panel H-1800 x W-413mm

Pipe Centres 503mm  
BTU Δ50° 1570  
BTU Δ60° 2998

- Anthracite  
HO18413SA £265.00
- White  
HO18413SW £265.00
- Bespoke Colour Finish  
HO18413SRAL £500.00

### OVALE - Single Panel H-1800 x W-472mm

Pipe Centres 562mm  
BTU Δ50° 1794  
BTU Δ60° 3389

- Anthracite  
HO18472SA £310.00
- White  
HO18472SW £310.00
- Bespoke Colour Finish  
HO18472SRAL £560.00

### OVALE - Single Panel H-1800 x W-531mm

Pipe Centres 621mm  
BTU Δ50° 2015  
BTU Δ60° 4267

- Anthracite  
HO18531SA £350.00
- White  
HO18531SW £350.00
- Bespoke Colour Finish  
HO18531SRAL £615.00



Note: To convert Δ50° output to a Δ30° see page 61 for more details.



# OVALE

MILD STEEL  
SINGLE PANEL - HORIZONTAL

RAL COLOUR  
FINISH  
AVAILABLE  
*See page 62 for details*



## HORIZONTAL

**OVALE - Single Panel**  
H-550 x W-826mm

Pipe Centres 916mm  
BTU  $\Delta 50^\circ$  1217  
BTU  $\Delta 60^\circ$  1902

- Anthracite  
HO55826SA £275.00
- White  
HO55826SW £275.00
- Bespoke Colour Finish  
HO55826SRAL £440.00

**OVALE - Single Panel**  
H-550 x W-1180mm

Pipe Centres 1270mm  
BTU  $\Delta 50^\circ$  1742  
BTU  $\Delta 60^\circ$  2943

- Anthracite  
HO551180SA £400.00
- White  
HO551180SW £400.00
- Bespoke Colour Finish  
HO551180SRAL £630.00

**OVALE - Single Panel**  
H-550 x W-1003mm

Pipe Centres 1093mm  
BTU  $\Delta 50^\circ$  1476  
BTU  $\Delta 60^\circ$  2339

- Anthracite  
HO551003SA £345.00
- White  
HO551003SW £345.00
- Bespoke Colour Finish  
HO551003SRAL £540.00

**OVALE - Single Panel**  
H-550 x W-1416mm

Pipe Centres 1506mm  
BTU  $\Delta 50^\circ$  2088  
BTU  $\Delta 60^\circ$  3776

- Anthracite  
HO551416SA £460.00
- White  
HO551416SW £460.00
- Bespoke Colour Finish  
HO551416SRAL £740.00



*Images for illustration purposes only*





**Note:** To convert  $\Delta 50^\circ$  output to a  $\Delta 30^\circ$  see page 61 for more details.



# OVALE

**MILD STEEL**  
**DOUBLE PANEL - VERTICAL**

A timeless and contemporary radiator, the Ovale design offers a modern look that is available in white and anthracite while as well as a wide range of bespoke colouring for that personal touch.



## VERTICAL

### OVALE - Double Panel H-1500 x W-354mm

Pipe Centres 444mm  
BTU Δ50° 2201  
BTU Δ60° 3420

- Anthracite  
HO15354DA £380.00
- White  
HO15354DW £380.00
- Bespoke Colour Finish  
HO15354DRAL £610.00

### OVALE - Double Panel H-1500 x W-413mm

Pipe Centres 503mm  
BTU Δ50° 2567  
BTU Δ60° 3890

- Anthracite  
HO15413DA £460.00
- White  
HO15413DW £460.00
- Bespoke Colour Finish  
HO15413DRAL £700.00

### OVALE - Double Panel H-1500 x W-472mm

Pipe Centres 562mm  
BTU Δ50° 2939  
BTU Δ60° 4418

- Anthracite  
HO15472DA £500.00
- White  
HO15472DW £500.00
- Bespoke Colour Finish  
HO15472DRAL £800.00

### OVALE - Double Panel H-1500 x W-531mm

Pipe Centres 621mm  
BTU Δ50° 3305  
BTU Δ60° 5010

- Anthracite  
HO15531DA £560.00
- White  
HO15531DW £560.00
- Bespoke Colour Finish  
HO15531DRAL £870.00

### OVALE - Double Panel H-1800 x W-354mm

Pipe Centres 444mm  
BTU Δ50° 2792  
BTU Δ60° 3857

- Anthracite  
HO18354DA £450.00
- White  
HO18354DW £450.00
- Bespoke Colour Finish  
HO18354DRAL £730.00

### OVALE - Double Panel H-1800 x W-413mm

Pipe Centres 503mm  
BTU Δ50° 3257  
BTU Δ60° 4558

- Anthracite  
HO18413DA £500.00
- White  
HO18413DW £500.00
- Bespoke Colour Finish  
HO18413DRAL £790.00

### OVALE - Double Panel H-1800 x W-472mm

Pipe Centres 562mm  
BTU Δ50° 3722  
BTU Δ60° 5109

- Anthracite  
HO18472DA £570.00
- White  
HO18472DW £570.00
- Bespoke Colour Finish  
HO18472DRAL £920.00

### OVALE - Double Panel H-1800 x W-531mm

Pipe Centres 621mm  
BTU Δ50° 4176  
BTU Δ60° 6540

- Anthracite  
HO18531DA £650.00
- White  
HO18531DW £650.00
- Bespoke Colour Finish  
HO18531DRAL £1020.00



Note: To convert Δ50° output to a Δ30° see page 61 for more details.

# OVALE

MILD STEEL  
DOUBLE PANEL - HORIZONTAL

Image for illustration purposes only

RAL COLOUR  
FINISH  
AVAILABLE  
See page 62 for details



Image for illustration purposes only

## HORIZONTAL

**OVALE - Double Panel**  
H-550 x W-826mm

Pipe Centres 916mm  
BTU  $\Delta 50^\circ$  2593  
BTU  $\Delta 60^\circ$  3307

- Anthracite  
HO55826DA £440.00
- White  
HO55826DW £440.00
- Bespoke Colour Finish  
HO55826DRAL £680.00

**OVALE - Double Panel**  
H-550 x W-1003mm

Pipe Centres 1093mm  
BTU  $\Delta 50^\circ$  3172  
BTU  $\Delta 60^\circ$  3873

- Anthracite  
HO551003DA £520.00
- White  
HO551003DW £520.00
- Bespoke Colour Finish  
HO551003DRAL £830.00

**OVALE - Double Panel**  
H-550 x W-1180mm

Pipe Centres 1270mm  
BTU  $\Delta 50^\circ$  3737  
BTU  $\Delta 60^\circ$  5242

- Anthracite  
HO551180DA £580.00
- White  
HO551180DW £580.00
- Bespoke Colour Finish  
HO551180DRAL £920.00

**OVALE - Double Panel**  
H-550 x W-1416mm

Pipe Centres 1506mm  
BTU  $\Delta 50^\circ$  4482  
BTU  $\Delta 60^\circ$  5510

- Anthracite  
HO551416DA £820.00
- White  
HO551416DW £820.00
- Bespoke Colour Finish  
HO551416DRAL £1150.00



Image for illustration purposes only



Note: To convert  $\Delta 50^\circ$  output to a  $\Delta 30^\circ$  see page 61 for more details.

# KOLOM

RAL COLOUR  
FINISH  
AVAILABLE  
See page 62 for details

## MILD STEEL 2 COLUMN

A classic 'old school' design that is timeless in any setting. The Kolom is the best known of the classic designs on the market today. Available in a variety of sizes with different column options. A cost-effective alternative to the heavy cast iron models on the market today.

### VERTICAL

**KOLOM - 2 Column**  
H-1500 x W-380mm

Pipe Centres 470mm  
BTU  $\Delta 50^\circ$  2907  
BTU  $\Delta 60^\circ$  3883

○ **White**  
HK15380W2 £340.00

● **Bespoke Colour Finish**  
HK153802RAL £525.00

**KOLOM - 2 Column**  
H-1800 x W-290mm

Pipe Centres 380mm  
BTU  $\Delta 50^\circ$  2570  
BTU  $\Delta 60^\circ$  3470

○ **White**  
HK18290W2 £260.00

● **Bespoke Colour Finish**  
HK182902RAL £405.00

**KOLOM - 2 Column**  
H-1800 x W-380mm

Pipe Centres 470mm  
BTU  $\Delta 50^\circ$  3429  
BTU  $\Delta 60^\circ$  4623

○ **White**  
HK18380W2 £355.00

● **Bespoke Colour Finish**  
HK183802RAL £530.00



Image for illustration purposes only



Image for illustration purposes only

### HORIZONTAL

**KOLOM - 2 Column**  
H-500 x W-605mm

Pipe Centres 695mm  
BTU  $\Delta 50^\circ$  1649  
BTU  $\Delta 60^\circ$  2221

○ **White**  
HK50605W2 £240.00

● **Bespoke Colour Finish**  
HK506052RAL £410.00

**KOLOM - 2 Column**  
H-500 x W-785mm

Pipe Centres 875mm  
BTU  $\Delta 50^\circ$  2092  
BTU  $\Delta 60^\circ$  2992

○ **White**  
HK50785W2 £295.00

● **Bespoke Colour Finish**  
HK507852RAL £500.00

**KOLOM - 2 Column**  
H-500 x W-1010mm

Pipe Centres 1100mm  
BTU  $\Delta 50^\circ$  2766  
BTU  $\Delta 60^\circ$  3753

○ **White**  
HK501010W2 £390.00

● **Bespoke Colour Finish**  
HK5010102RAL £660.00

**KOLOM - 2 Column**  
H-500 x W-1190mm

Pipe Centres 1280mm  
BTU  $\Delta 50^\circ$  3299  
BTU  $\Delta 60^\circ$  4439

○ **White**  
HK501190W2 £450.00

● **Bespoke Colour Finish**  
HK5011902RAL £780.00

**KOLOM - 2 Column**  
H-600 x W-605mm

Pipe Centres 695mm  
BTU  $\Delta 50^\circ$  1962  
BTU  $\Delta 60^\circ$  2637

○ **White**  
HK60605W2 £245.00

● **Bespoke Colour Finish**  
HK606052RAL £415.00

**KOLOM - 2 Column**  
H-600 x W-785mm

Pipe Centres 875mm  
BTU  $\Delta 50^\circ$  2565  
BTU  $\Delta 60^\circ$  3465

○ **White**  
HK60785W2 £320.00

● **Bespoke Colour Finish**  
HK607852RAL £540.00

**KOLOM - 2 Column**  
H-600 x W-1010mm

Pipe Centres 1100mm  
BTU  $\Delta 50^\circ$  3319  
BTU  $\Delta 60^\circ$  4466

○ **White**  
HK601010W2 £400.00

● **Bespoke Colour Finish**  
HK6010102RAL £680.00

**KOLOM - 2 Column**  
H-600 x W-1190mm

Pipe Centres 1280mm  
BTU  $\Delta 50^\circ$  3924  
BTU  $\Delta 60^\circ$  5278

○ **White**  
HK601190W2 £475.00

● **Bespoke Colour Finish**  
HK6011902RAL £795.00



Note: To convert  $\Delta 50^\circ$  output to a  $\Delta 30^\circ$  see page 61 for more details.





# KOLOM

RAL COLOUR  
FINISH  
AVAILABLE  
See page 62 for details

## MILD STEEL 3 COLUMN

### VERTICAL

**KOLOM - 3 Column**  
H-1500 x W-380mm

Pipe Centres 470mm  
BTU  $\Delta 50^\circ$  3922  
BTU  $\Delta 60^\circ$  4763

○ White  
HK15380W3 £375.00  
● Bespoke Colour Finish  
HK153803RAL £574.50

**KOLOM - 3 Column**  
H-1800 x W-200mm

Pipe Centres 290mm  
BTU  $\Delta 50^\circ$  2261  
BTU  $\Delta 60^\circ$  2859

○ White  
HK18200W3 £190.00  
● Bespoke Colour Finish  
HK182003RAL £300.00

**KOLOM - 3 Column**  
H-1800 x W-290mm

Pipe Centres 380mm  
BTU  $\Delta 50^\circ$  3498  
BTU  $\Delta 60^\circ$  4285

○ White  
HK18290W3 £290.00  
● Bespoke Colour Finish  
HK182903RAL £430.00

**KOLOM - 3 Column**  
H-1800 x W-380mm

Pipe Centres 470mm  
BTU  $\Delta 50^\circ$  4664  
BTU  $\Delta 60^\circ$  5715

○ White  
HK18380W3 £380.00  
● Bespoke Colour Finish  
HK183803RAL £550.00



**KOLOM - 3 Column**  
H-1800 x W-470mm

Pipe Centres 560mm  
BTU  $\Delta 50^\circ$  5830  
BTU  $\Delta 60^\circ$  6880

○ White  
HK18470W3 £480.00  
● Bespoke Colour Finish  
HK184703RAL £725.00

**KOLOM - 3 Column**  
H-1800 x W-515mm

Pipe Centres 605mm  
BTU  $\Delta 50^\circ$  6219  
BTU  $\Delta 60^\circ$  7858

○ White  
HK18515W3 £530.00  
● Bespoke Colour Finish  
HK185153RAL £795.00

**KOLOM - 3 Column**  
H-1800 x W-560mm

Pipe Centres 650mm  
BTU  $\Delta 50^\circ$  6996  
BTU  $\Delta 60^\circ$  8046

○ White  
HK18560W3 £580.00  
● Bespoke Colour Finish  
HK185603RAL £865.00

### HORIZONTAL

**KOLOM - 3 Column**  
H-300 x W-1010mm

Pipe Centres 1100mm  
BTU  $\Delta 50^\circ$  2339  
BTU  $\Delta 60^\circ$  2958

○ White  
HK301010W3 £350.00  
● Bespoke Colour Finish  
HK3010103RAL £600.00

**KOLOM - 3 Column**  
H-500 x W-605mm

Pipe Centres 695mm  
BTU  $\Delta 50^\circ$  2273  
BTU  $\Delta 60^\circ$  2764

○ White  
HK50605W3 £250.00  
● Bespoke Colour Finish  
HK506053RAL £400.00

**KOLOM - 3 Column**  
H-500 x W-1190mm

Pipe Centres 1280mm  
BTU  $\Delta 50^\circ$  4548  
BTU  $\Delta 60^\circ$  5524

○ White  
HK501190W3 £485.00  
● Bespoke Colour Finish  
HK5011903RAL £720.00

**KOLOM - 3 Column**  
H-600 x W-785mm

Pipe Centres 875mm  
BTU  $\Delta 50^\circ$  3498  
BTU  $\Delta 60^\circ$  4398

○ White  
HK60785W3 £330.00  
● Bespoke Colour Finish  
HK607853RAL £525.00

**KOLOM - 3 Column**  
H-300 x W-1190mm

Pipe Centres 1280mm  
BTU  $\Delta 50^\circ$  2764  
BTU  $\Delta 60^\circ$  3494

○ White  
HK301190W3 £410.00  
● Bespoke Colour Finish  
HK3011903RAL £660.00

**KOLOM - 3 Column**  
H-500 x W-785mm

Pipe Centres 875mm  
BTU  $\Delta 50^\circ$  2973  
BTU  $\Delta 60^\circ$  3873

○ White  
HK50785W3 £320.00  
● Bespoke Colour Finish  
HK507853RAL £480.00

**KOLOM - 3 Column**  
H-500 x W-1370mm

Pipe Centres 1460mm  
BTU  $\Delta 50^\circ$  5247  
BTU  $\Delta 60^\circ$  6374

○ White  
HK501370W3 £539.50  
● Bespoke Colour Finish  
HK5013703RAL £800.00

**KOLOM - 3 Column**  
H-300 x W-1370mm

Pipe Centres 1460mm  
BTU  $\Delta 50^\circ$  3189  
BTU  $\Delta 60^\circ$  4033

○ White  
HK301370W3 £480.00  
● Bespoke Colour Finish  
HK3013703RAL £760.00

**KOLOM - 3 Column**  
H-500 x W-1010mm

Pipe Centres 1100mm  
BTU  $\Delta 50^\circ$  3198  
BTU  $\Delta 60^\circ$  4678

○ White  
HK501010W3 £420.00  
● Bespoke Colour Finish  
HK5010103RAL £650.00

**KOLOM - 3 Column**  
H-600 x W-605mm

Pipe Centres 695mm  
BTU  $\Delta 50^\circ$  2685  
BTU  $\Delta 60^\circ$  3262

○ White  
HK60605W3 £250.00  
● Bespoke Colour Finish  
HK606053RAL £410.00

**KOLOM - 3 Column**  
H-600 x W-1190mm

Pipe Centres 1280mm  
BTU  $\Delta 50^\circ$  5351  
BTU  $\Delta 60^\circ$  6520

○ White  
HK601190W3 £510.00  
● Bespoke Colour Finish  
HK6011903RAL £790.00

**KOLOM - 3 Column**  
H-600 x W-1370mm

Pipe Centres 1460mm  
BTU  $\Delta 50^\circ$  6174  
BTU  $\Delta 60^\circ$  7527

○ White  
HK601370W3 £580.00  
● Bespoke Colour Finish  
HK6013703RAL £900.00



Note: To convert  $\Delta 50^\circ$  output to a  $\Delta 30^\circ$  see page 61 for more details.



# KOLOM

RAL COLOUR  
FINISH  
AVAILABLE  
See page 62 for details

**MILD STEEL**  
**4 COLUMN**

## HORIZONTAL

### KOLOM - 4 Column H-300 x W-1010mm

Pipe Centres 1100mm  
BTU Δ50° 3018  
BTU Δ60° 3784

○ **White**  
HK301010W4 £500.00

● **Bespoke Colour Finish**  
HK3010104RAL £745.00

### KOLOM - 4 Column H-300 x W-1190mm

Pipe Centres 1280mm  
BTU Δ50° 3566  
BTU Δ60° 4470

○ **White**  
HK301190W4 £600.00

● **Bespoke Colour Finish**  
HK3011904RAL £870.00

### KOLOM - 4 Column H-300 x W-1370mm

Pipe Centres 1460mm  
BTU Δ50° 4116  
BTU Δ60° 5159

○ **White**  
HK301370W4 £680.00

● **Bespoke Colour Finish**  
HK3013704RAL £1000.00

### KOLOM - 4 Column H-500 x W-605mm

Pipe Centres 695mm  
BTU Δ50° 2857  
BTU Δ60° 3606

○ **White**  
HK50605W4 £325.00

● **Bespoke Colour Finish**  
HK506054RAL £480.00

### KOLOM - 4 Column H-500 x W-1010mm

Pipe Centres 1100mm  
BTU Δ50° 4904  
BTU Δ60° 6107

○ **White**  
HK501010W4 £520.00

● **Bespoke Colour Finish**  
HK5010104RAL £775.00

### KOLOM - 4 Column H-500 x W-1190mm

Pipe Centres 1280mm  
BTU Δ50° 5796  
BTU Δ60° 7216

○ **White**  
HK501190W4 £630.00

● **Bespoke Colour Finish**  
HK5011904RAL £930.00

### KOLOM - 4 Column H-500 x W-1370mm

Pipe Centres 1460mm  
BTU Δ50° 6688  
BTU Δ60° 8329

○ **White**  
HK501370W4 £730.00

● **Bespoke Colour Finish**  
HK5013704RAL £1060.00

### KOLOM - 4 Column H-600 x W-605mm

Pipe Centres 695mm  
BTU Δ50° 3389  
BTU Δ60° 4279

○ **White**  
HK60605W4 £330.00

● **Bespoke Colour Finish**  
HK606054RAL £490.00

### KOLOM - 4 Column H-600 x W-1010mm

Pipe Centres 1100mm  
BTU Δ50° 5811  
BTU Δ60° 7244

○ **White**  
HK601010W4 £560.00

● **Bespoke Colour Finish**  
HK6010104RAL £800.00

### KOLOM - 4 Column H-600 x W-1190mm

Pipe Centres 1280mm  
BTU Δ50° 6866  
BTU Δ60° 8561

○ **White**  
HK601190W4 £650.00

● **Bespoke Colour Finish**  
HK6011904RAL £930.00

### KOLOM - 4 Column H-600 x W-1370mm

Pipe Centres 1460mm  
BTU Δ50° 7922  
BTU Δ60° 9878

○ **White**  
HK601370W4 £760.00

● **Bespoke Colour Finish**  
HK6013704RAL £1070.00

### KOLOM - 2 Column Feet

○ **White**  
HK2FEET £75.00

● **Bespoke Colour Finish**  
HK2FEETRAL £100.00

### KOLOM - 3 Column Feet

○ **White**  
HK3FEET £75.00

● **Bespoke Colour Finish**  
HK3FEETRAL £100.00

### KOLOM - 4 Column Feet

○ **White**  
HK4FEET £75.00

● **Bespoke Colour Finish**  
HK4FEETRAL £100.00

600 x 10102mm  
Radiator



Image for illustration purposes only

# ROND

RAL COLOUR  
FINISH  
AVAILABLE  
See page 62 for details

## MILD STEEL VERTICAL

The Rond offers the perfect combination of design appearance and performance, making this the ideal choice for any project. Available in both horizontal and vertical, a range of colouring is available to bring that designer feel to any space in the home.

### ROND H-1500 x W-440mm

Pipe Centres 530mm  
BTU  $\Delta 50^\circ$  3585  
BTU  $\Delta 60^\circ$  5267

- Anthracite  
HR15440SA £400.00
- White  
HR15440SW £400.00
- Bespoke Colour Finish  
HR15440SRAL £595.00

### ROND H-1500 x W-510mm

Pipe Centres 600mm  
BTU  $\Delta 50^\circ$  4182  
BTU  $\Delta 60^\circ$  5490

- Anthracite  
HR15510SA £470.00
- White  
HR15510SW £470.00
- Bespoke Colour Finish  
HR15510SRAL £700.00



### ROND H-1800 x W-300mm

Pipe Centres 390mm  
BTU  $\Delta 50^\circ$  3611  
BTU  $\Delta 60^\circ$  4513

- Anthracite  
HR18300SA £310.00
- White  
HR18300SW £310.00
- Bespoke Colour Finish  
HR18300SRAL £460.00

### ROND H-1800 x W-370mm

Pipe Centres 460mm  
BTU  $\Delta 50^\circ$  4766  
BTU  $\Delta 60^\circ$  5639

- Anthracite  
HR18370SA £395.00
- White  
HR18370SW £395.00
- Bespoke Colour Finish  
HR18370SRAL £575.00

### ROND H-1800 x W-440mm

Pipe Centres 530mm  
BTU  $\Delta 50^\circ$  5631  
BTU  $\Delta 60^\circ$  6769

- Anthracite  
HR18440SA £470.00
- White  
HR18440SW £470.00
- Bespoke Colour Finish  
HR18440SRAL £675.00

### ROND H-1800 x W-510mm

Pipe Centres 600mm  
BTU  $\Delta 50^\circ$  6614  
BTU  $\Delta 60^\circ$  7897

- Anthracite  
HR18510SA £550.00
- White  
HR18510SW £550.00
- Bespoke Colour Finish  
HR18510SRAL £775.00



**Note:** To convert  $\Delta 50^\circ$  output to a  $\Delta 30^\circ$  see page 61 for more details.



# ROND

**RAL COLOUR FINISH AVAILABLE**  
See page 62 for details



Image for illustration purposes only

## MILD STEEL HORIZONTAL

**ROND**  
H-550 x W-790mm

Pipe Centres 880mm  
BTU  $\Delta 50^\circ$  3747  
BTU  $\Delta 60^\circ$  4009

- Anthracite  
HR55790SA £370.00
- White  
HR55790SW £370.00
- Bespoke Colour Finish  
HR55790SRAL £585.00

**ROND**  
H-550 x W-1000mm

Pipe Centres 1090mm  
BTU  $\Delta 50^\circ$  4770  
BTU  $\Delta 60^\circ$  5102

- Anthracite  
HR551000SA £490.00
- White  
HR551000SW £490.00
- Bespoke Colour Finish  
HR551000SRAL £740.00

**ROND**  
H-550 x W-1210mm

Pipe Centres 1300mm  
BTU  $\Delta 50^\circ$  5789  
BTU  $\Delta 60^\circ$  6196

- Anthracite  
HR551210SA £580.00
- White  
HR551210SW £580.00
- Bespoke Colour Finish  
HR551210SRAL £875.00

**ROND**  
H-550 x W-1420mm

Pipe Centres 1510mm  
BTU  $\Delta 50^\circ$  6813  
BTU  $\Delta 60^\circ$  7289

- Anthracite  
HR551420SA £750.00
- White  
HR551420SW £750.00
- Bespoke Colour Finish  
HR551420SRAL £1050.00



Image for illustration purposes only



**Note:** To convert  $\Delta 50^\circ$  output to a  $\Delta 30^\circ$  see page 61 for more details.

# RAIDEN

## ALUMINIUM DOUBLE PANEL - VERTICAL

The Raiden ultra-modern double panel design offers a stylish and unique look that brings life to any home. This aluminium radiator is one of our most energy efficient meaning it is kinder to the environment.

### RAIDEN - Double Panel H-1800 x W-185mm

Pipe Centres 275mm  
BTU  $\Delta 50^\circ$  2950  
BTU  $\Delta 60^\circ$  3605

● <b>Carbon</b>	RDB1800185C	£370.00
● <b>Matt Black</b>	RDB1800185B	£370.00
○ <b>White</b>	RDB1800185W	£370.00

### RAIDEN - Double Panel H-1800 x W-280mm

Pipe Centres 370mm  
BTU  $\Delta 50^\circ$  4424  
BTU  $\Delta 60^\circ$  5407

● <b>Carbon</b>	RDB1800280C	£575.00
● <b>Matt Black</b>	RDB1800280B	£575.00
○ <b>White</b>	RDB1800280W	£575.00

### RAIDEN - Double Panel H-1800 x W-375mm

Pipe Centres 465mm  
BTU  $\Delta 50^\circ$  5884  
BTU  $\Delta 60^\circ$  7192

● <b>Carbon</b>	RDB1800375C	£720.00
● <b>Matt Black</b>	RDB1800375B	£720.00
○ <b>White</b>	RDB1800375W	£720.00

### RAIDEN - Towel Rail H-60 x W-227mm

● <b>Chrome</b>	TWRL185	£75.00
-----------------	---------	--------

### RAIDEN - Towel Rail H-60 x W-320mm

● <b>Chrome</b>	TWRL280	£80.00
-----------------	---------	--------

### RAIDEN - Towel Rail H-60 x W-415mm

● <b>Chrome</b>	TWRL375	£90.00
-----------------	---------	--------



1800 x 280mm Black Radiator with x2 Towel Rails



1800 x 185mm Anthracite Radiator without x2 Towel Rails




Image for illustration purposes only

### RAIDEN - Double Panel H-1800 x W-470mm

Pipe Centres 560mm  
BTU  $\Delta 50^\circ$  7375  
BTU  $\Delta 60^\circ$  9012

● <b>Carbon</b>	RDB1800470C	£866.00
● <b>Matt Black</b>	RDB1800470B	£866.00
○ <b>White</b>	RDB1800470	£866.00

### RAIDEN - Double Panel H-1800 x W-560mm

Pipe Centres 650mm  
BTU  $\Delta 50^\circ$  8850  
BTU  $\Delta 60^\circ$  10815

● <b>Carbon</b>	RDB1800560C	£1008.00
● <b>Matt Black</b>	RDB1800560B	£1008.00
○ <b>White</b>	RDB1800560W	£1008.00



Note: To convert  $\Delta 50^\circ$  output to a  $\Delta 30^\circ$  see page 61 for more details.





# KAMARI

## ALUMINIUM SINGLE PANEL - VERTICAL

The perfect choice for any home, the Kamari aluminium radiator provides excellent durability without compromising on style. This sleek design comes in a double and single panel options across a wide range of selections.




Image for illustration purposes only

### VERTICAL

**KAMARI - Single Panel**  
H-1800 x W-375mm

Pipe Centres 465mm  
BTU  $\Delta 50^\circ$  3770  
BTU  $\Delta 60^\circ$  4825

- Anthracite  
KMRI180037AS £450.00
- White  
KMRI180037WS £450.00

**KAMARI - Single Panel**  
H-1800 x W-470mm

Pipe Centres 560mm  
BTU  $\Delta 50^\circ$  4712  
BTU  $\Delta 60^\circ$  6031

- Anthracite  
KMRI180047AS £550.00
- White  
KMRI180047WS £550.00

**KAMARI - Single Panel**  
H-1800 x W-565mm

Pipe Centres 655mm  
BTU  $\Delta 50^\circ$  5655  
BTU  $\Delta 60^\circ$  7238

- Anthracite  
KMRI180056AS £680.00
- White  
KMRI180056WS £680.00



Image for illustration purposes only



**Note:** To convert  $\Delta 50^\circ$  output to a  $\Delta 30^\circ$  see page 61 for more details.



# KAMARI

## ALUMINIUM SINGLE PANEL - HORIZONTAL



### HORIZONTAL

#### KAMARI - Single Panel H-600 x W-660mm

Pipe Centres 750mm  
BTU  $\Delta 50^\circ$  2200  
BTU  $\Delta 60^\circ$  2816

- Anthracite  
KMRI060066AS £380.00
- White  
KMRI060066WS £380.00

#### KAMARI - Single Panel H-600 x W-1230mm

Pipe Centres 1320mm  
BTU  $\Delta 50^\circ$  4085  
BTU  $\Delta 60^\circ$  5228

- Anthracite  
KMRI060123AS £680.00
- White  
KMRI060123WS £680.00

#### KAMARI - Single Panel H-600 x W-850mm

Pipe Centres 940mm  
BTU  $\Delta 50^\circ$  2828  
BTU  $\Delta 60^\circ$  3619

- Anthracite  
KMRI060085AS £500.00
- White  
KMRI060085WS £500.00

#### KAMARI - Single Panel H-600 x W-1420mm

Pipe Centres 1510mm  
BTU  $\Delta 50^\circ$  4713  
BTU  $\Delta 60^\circ$  6032

- Anthracite  
KMRI060142AS £795.00
- White  
KMRI060142WS £795.00

#### KAMARI - Single Panel H-600 x W-1040mm

Pipe Centres 1130mm  
BTU  $\Delta 50^\circ$  3455  
BTU  $\Delta 60^\circ$  4422

- Anthracite  
KMRI060104AS £590.00
- White  
KMRI060104WS £590.00



Note: To convert  $\Delta 50^\circ$  output to a  $\Delta 30^\circ$  see page 61 for more details.

# KAMARI

ALUMINIUM  
DOUBLE PANEL - VERTICAL

## VERTICAL

**KAMARI** - Double Panel  
H-1800 x W-375mm

Pipe Centres 465mm  
BTU  $\Delta 50^\circ$  5805  
BTU  $\Delta 60^\circ$  7430

● **Anthracite**  
KMRI180037AD £720.00

○ **White**  
KMRI180037WD £720.00

**KAMARI** - Double Panel  
H-1800 x W-470mm

Pipe Centres 560mm  
BTU  $\Delta 50^\circ$  7257  
BTU  $\Delta 60^\circ$  9289

● **Anthracite**  
KMRI180047AD £865.00

○ **White**  
KMRI180047WD £865.00

**KAMARI** - Double Panel  
H-1800 x W-565mm

Pipe Centres 655mm  
BTU  $\Delta 50^\circ$  8707  
BTU  $\Delta 60^\circ$  11144

● **Anthracite**  
KMRI180056AD £1000.00

○ **White**  
KMRI180056WD £1000.00

**Note:** To convert  $\Delta 50^\circ$  output to a  $\Delta 30^\circ$  see page 61 for more details.



# KAMARI

## ALUMINIUM DOUBLE PANEL - HORIZONTAL



### HORIZONTAL

#### KAMARI - Double Panel H-600 x W-660mm

Pipe Centres 750mm  
BTU  $\Delta 50^\circ$  3388  
BTU  $\Delta 60^\circ$  4336

- Anthracite  
KMRI060066AD £550.00
- White  
KMRI060066WD £550.00

#### KAMARI - Double Panel H-600 x W-850mm

Pipe Centres 940mm  
BTU  $\Delta 50^\circ$  4355  
BTU  $\Delta 60^\circ$  5574

- Anthracite  
KMRI060085AD £710.00
- White  
KMRI060085WD £710.00

#### KAMARI - Double Panel H-600 x W-1040mm

Pipe Centres 1130mm  
BTU  $\Delta 50^\circ$  5322  
BTU  $\Delta 60^\circ$  6812

- Anthracite  
KMRI060104AD £850.00
- White  
KMRI060104WD £850.00

#### KAMARI - Double Panel H-600 x W-1230mm

Pipe Centres 1320mm  
BTU  $\Delta 50^\circ$  6290  
BTU  $\Delta 60^\circ$  8051

- Anthracite  
KMRI060123AD £980.00
- White  
KMRI060123WD £980.00

#### KAMARI - Double Panel H-600 x W-1420mm

Pipe Centres 1510mm  
BTU  $\Delta 50^\circ$  7259  
BTU  $\Delta 60^\circ$  9291

- Anthracite  
KMRI060142AD £1140.00
- White  
KMRI060142WD £1140.00



**Note:** To convert  $\Delta 50^\circ$  output to a  $\Delta 30^\circ$  see page 61 for more details.



# HILLTOP DESIGNER HD25

## TOWEL BAR RADIATOR

A high performing towel warmer with 25mm cross bars to suit any bathroom project. Both straight and curved options available with an impressive selection of colours including; Brushed Brass, Chrome, White, Matt Black and Anthracite.

### CHROME - FLAT

#### H-800 x W-500mm

Pipe Centres 450mm  
BTU  $\Delta$ 50° 881  
BTU  $\Delta$ 60° 1781

● **Chrome**  
HD258050FC **£131.00**

#### H-800 x W-600mm

Pipe Centres 550mm  
BTU  $\Delta$ 50° 1011  
BTU  $\Delta$ 60° 1911

● **Chrome**  
HD258060FC **£132.00**

#### H-1200 x W-500mm

Pipe Centres 450mm  
BTU  $\Delta$ 50° 1382  
BTU  $\Delta$ 60° 2282

● **Chrome**  
HD2512050FC **£150.00**

#### H-1200 x W-600mm

Pipe Centres 550mm  
BTU  $\Delta$ 50° 1517  
BTU  $\Delta$ 60° 2417

● **Chrome**  
HD2512060FC **£157.00**

#### H-1600 x W-500mm

Pipe Centres 450mm  
BTU  $\Delta$ 50° 1802  
BTU  $\Delta$ 60° 2702

● **Chrome**  
HD2516050FC **£205.00**

#### H-1600 x W-600mm

Pipe Centres 550mm  
BTU  $\Delta$ 50° 1994  
BTU  $\Delta$ 60° 2894

● **Chrome**  
HD2516060FC **£215.00**

#### H-1800 x W-500mm

Pipe Centres 450mm  
BTU  $\Delta$ 50° 2053  
BTU  $\Delta$ 60° 2953

● **Chrome**  
HD2518050FC **£235.00**

#### H-1800 x W-600mm

Pipe Centres 550mm  
BTU  $\Delta$ 50° 2251  
BTU  $\Delta$ 60° 3151

● **Chrome**  
HD2518060FC **£240.00**

### CHROME - CURVED

#### H-800 x W-500mm

Pipe Centres 450mm  
BTU  $\Delta$ 50° 881  
BTU  $\Delta$ 60° 1781

● **Chrome**  
HD258050CC **£134.00**

#### H-800 x W-600mm

Pipe Centres 550mm  
BTU  $\Delta$ 50° 1011  
BTU  $\Delta$ 60° 1911

● **Chrome**  
HD258060CC **£136.00**

#### H-1200 x W-500mm

Pipe Centres 450mm  
BTU  $\Delta$ 50° 1382  
BTU  $\Delta$ 60° 2282

● **Chrome**  
HD2512050CC **£152.00**

#### H-1200 x W-600mm

Pipe Centres 550mm  
BTU  $\Delta$ 50° 1517  
BTU  $\Delta$ 60° 2417

● **Chrome**  
HD2512060CC **£160.00**

#### H-1600 x W-500mm

Pipe Centres 450mm  
BTU  $\Delta$ 50° 1802  
BTU  $\Delta$ 60° 2702

● **Chrome**  
HD2516050CC **£213.00**

#### H-1600 x W-600mm

Pipe Centres 550mm  
BTU  $\Delta$ 50° 1994  
BTU  $\Delta$ 60° 2894

● **Chrome**  
HD2516060CC **£221.00**

#### H-1800 x W-500mm

Pipe Centres 450mm  
BTU  $\Delta$ 50° 2053  
BTU  $\Delta$ 60° 2953

● **Chrome**  
HD2518050CC **£240.00**

#### H-1800 x W-600mm

Pipe Centres 550mm  
BTU  $\Delta$ 50° 2251  
BTU  $\Delta$ 60° 3151

● **Chrome**  
HD2518060CC **£245.00**



Curved Chrome Radiator

Image for illustration purposes only



Note: These radiators are Dual Fuel Compatible see page 58 for more details.  
To convert  $\Delta$ 50° output to a  $\Delta$ 30° see page 61 for more details.

# HILLTOP DESIGNER HD25

TOWEL BAR RADIATOR  
BUSHED BRASS - FLAT

ANTHRACITE & MATT BLACK - FLAT

## H-800 x W-500mm

Pipe Centres 450mm  
BTU  $\Delta 50^\circ$  1280  
BTU  $\Delta 60^\circ$  1575

● **Brushed Brass**  
HD258050FBB £240.00

## H-1200 x W-500mm

Pipe Centres 450mm  
BTU  $\Delta 50^\circ$  1598  
BTU  $\Delta 60^\circ$  1965

● **Brushed Brass**  
HD2512050FBB £330.00

## H-1800 x W-500mm

Pipe Centres 450mm  
BTU  $\Delta 50^\circ$  2800  
BTU  $\Delta 60^\circ$  3444

● **Brushed Brass**  
HD2518050FBB £510.00



Images for illustration purposes only



Images for illustration purposes only



## H-800 x W-500mm

Pipe Centres 450mm  
BTU  $\Delta 50^\circ$  1339  
BTU  $\Delta 60^\circ$  2239

● **Anthracite**  
HD258050FA £110.00

● **Matt Black**  
HD258050FMB £110.00

## H-1200 x W-500mm

Pipe Centres 450mm  
BTU  $\Delta 50^\circ$  2009  
BTU  $\Delta 60^\circ$  2909

● **Anthracite**  
HD2512050FA £149.00

● **Matt Black**  
HD2512050FMB £149.00

## H-1800 x W-500mm

Pipe Centres 450mm  
BTU  $\Delta 50^\circ$  2984  
BTU  $\Delta 60^\circ$  3884

● **Anthracite**  
HD2518050FA £180.00

● **Matt Black**  
HD2518050FMB £180.00

## H-800 x W-600mm

Pipe Centres 550mm  
BTU  $\Delta 50^\circ$  1567  
BTU  $\Delta 60^\circ$  2467

● **Anthracite**  
HD258060FA £115.00

● **Matt Black**  
HD258060FMB £115.00

## H-1200 x W-600mm

Pipe Centres 550mm  
BTU  $\Delta 50^\circ$  2305  
BTU  $\Delta 60^\circ$  3205

● **Anthracite**  
HD2512060FA £154.00

● **Matt Black**  
HD2512060FMB £154.00

## H-1800 x W-600mm

Pipe Centres 550mm  
BTU  $\Delta 50^\circ$  3421  
BTU  $\Delta 60^\circ$  4321

● **Anthracite**  
HD2518060FA £185.00

● **Matt Black**  
HD2518060FMB £185.00



Note: These radiators are Dual Fuel Compatible see page 58 for more details.  
To convert  $\Delta 50^\circ$  output to a  $\Delta 30^\circ$  see page 61 for more details.





# HILLTOP DESIGNER HD25

**RAL COLOUR  
FINISH  
AVAILABLE**  
See page 62 for details

**TOWEL BAR RADIATOR**  
**WHITE & BESPOKE COLOUR FINISH**



*Image for illustration purposes only*

#### H-1200 x W-500mm

Pipe Centres 450mm  
BTU  $\Delta 50^\circ$  2099  
BTU  $\Delta 60^\circ$  2999

- White**  
HD2512050FW **£106.00**
- Bespoke Colour Finish**  
HD2512050FRAL **£390.00**

#### H-1800 x W-500mm

Pipe Centres 450mm  
BTU  $\Delta 50^\circ$  2984  
BTU  $\Delta 60^\circ$  3884

- White**  
HD2518050FW **£155.00**
- Bespoke Colour Finish**  
HD2518050FRAL **£435.00**

#### H-1200 x W-600mm

Pipe Centres 550mm  
BTU  $\Delta 50^\circ$  2305  
BTU  $\Delta 60^\circ$  3205

- White**  
HD2512060FW **£110.00**
- Bespoke Colour Finish**  
HD2512060FRAL **£406.00**

#### H-1800 x W-600mm

Pipe Centres 550mm  
BTU  $\Delta 50^\circ$  3421  
BTU  $\Delta 60^\circ$  4321

- White**  
HD2518060FW **£168.00**
- Bespoke Colour Finish**  
HD2518060FRAL **£451.00**



*Image for illustration purposes only*



**Note:** These radiators are Dual Fuel Compatible see page 58 for more details.  
To convert  $\Delta 50^\circ$  output to a  $\Delta 30^\circ$  see page 61 for more details.



# BELIEZA

RAL COLOUR  
FINISH  
AVAILABLE  
See page 62 for details

## MILD STEEL

A unique and bold design, the Belieza heated towel rail brings a touch of class to any bathroom enhanced by its unusual flat tube design. A step up from conventional towel rails, it adds a little something different to any project.



Images for illustration purposes only



Images for illustration purposes only



**BELIEZA**  
H-1200 x W-500mm

Pipe Centres	450mm
BTU $\Delta 50^\circ$	1338
BTU $\Delta 60^\circ$	1650

---

<input type="radio"/> <b>Chrome</b>	
BELI1250	£490.00
<input type="radio"/> <b>Brushed Brass</b>	
BELI1250BB	£665.00

**BELIEZA**  
H-1200 x W-500mm

Pipe Centres	450mm
BTU $\Delta 50^\circ$	1824
BTU $\Delta 60^\circ$	2229

---

<input type="radio"/> <b>White</b>	
BELI1250MW	£330.00
<input type="radio"/> <b>Carbon</b>	
BELI1250C	£330.00
<input type="radio"/> <b>Matt Black Sparkle</b>	
BELI1250MB	£330.00
<input type="radio"/> <b>Bespoke Colour Finish</b>	
BELI1250RAL	£570.00



**BELIEZA**  
H-900 x W-500mm

Pipe Centres	450mm
BTU $\Delta 50^\circ$	949
BTU $\Delta 60^\circ$	1170

---

<input type="radio"/> <b>Chrome</b>	
BELI9050	£380.00
<input type="radio"/> <b>Brushed Brass</b>	
BELI9050BB	£520.00

**BELIEZA**  
H-900 x W-500mm

Pipe Centres	450mm
BTU $\Delta 50^\circ$	1294
BTU $\Delta 60^\circ$	1581

---

<input type="radio"/> <b>White</b>	
BELI9050MW	£265.00
<input type="radio"/> <b>Carbon</b>	
BELI9050C	£265.00
<input type="radio"/> <b>Matt Black Sparkle</b>	
BELI9050MB	£265.00
<input type="radio"/> <b>Bespoke Colour Finish</b>	
BELI9050RAL	£465.00

# CALIDA

MILD STEEL

The funky modern design of the Calida makes a bold statement to compliment any bathroom. Designed for the modern environment, its wraparound flat bars offer plenty of space to gently warm your towels.



**CALIDA**  
 H-1200 x W-500mm  
 Pipe Centres 450mm  
 BTU  $\Delta 50^\circ$  2506  
 BTU  $\Delta 60^\circ$  3063

● **Carbon**  
 CLAD12050C **£510.00**



**CALIDA**  
 H-850 x W-500mm  
 Pipe Centres 450mm  
 BTU  $\Delta 50^\circ$  1822  
 BTU  $\Delta 60^\circ$  2227

● **Carbon**  
 CLAD8550C **£395.00**



Note: To convert  $\Delta 50^\circ$  output to a  $\Delta 30^\circ$  see page 61 for more details.





# TRADITIONAL RADIATORS

This stylish suite of radiators perfectly blends the traditional with the modern resulting in a distinct look, fit for any bathroom. Mixing the traditional column insert with the chrome surround gives this range a timeless yet classical appearance.

## KNIGHTSBRIDGE

Traditional Radiator

H-963 x W-673 x D-230mm

Pipe Centres 460mm

Pipe Centres from Wall 92mm

BTU  $\Delta 50^\circ$  2214

BTU  $\Delta 60^\circ$  3410

● **White & Chrome**

KGTR02 **£450.00**



## ELGANTE

Traditional Radiator

H-1000 x W-635mm

Pipe Centres 525mm

Pipe Centres from Wall 79mm

BTU  $\Delta 50^\circ$  2466

BTU  $\Delta 60^\circ$  3798

● **White & Chrome**

ELGA04 **£820.00**



## FLORIENCE

Traditional Radiator

H-963 x W-538 x D-230mm

Pipe Centres 325mm

Pipe Centres from Wall 92mm

BTU  $\Delta 50^\circ$  958

BTU  $\Delta 60^\circ$  1475

● **White & Chrome**

FLRC01 **£420.00**



## DELGADA - Heated Towel Rail

H-1130 x W-553mm x D-230mm

Pipe Centres 340mm

Pipe Centres from Wall 100mm

BTU  $\Delta 50^\circ$  2876

BTU  $\Delta 60^\circ$  4429

● **White & Chrome**

DLGA03 **£820.00**



**Note:** To convert  $\Delta 50^\circ$  output to a  $\Delta 30^\circ$  see page 61 for more details.





# ELECTRIC ELEMENTS

## DUAL FUEL CONVERSION KITS

Hilltop Designer HD25, Belieza and Calida towel rails are dual fuel compatible.

A dual fuel radiator is connected to both your central heating system and your electrics with the addition of an electrical heating element and a T-piece. This means that your radiator can be heated either by the central heating system, or electrically via the heating element.

The Hilltop Designer HD25, Belieza and Calida towel rails are exceptional in that they can combine the best of central heating radiators and electric radiators to get the most out of the towel rail. The dual-fuel option can heat up your central heating system or can be independently to other radiators within your home.

Recommended Hilltop Designer HD25, Belieza and Calida Element fitting size guide for Dual Fuel is as follows;

Size	Standard Element	Thermostatic Element
800 x 500mm	250w	300w
800 x 600mm	250w	300w
1200 x 500mm	400w	600w
1200 x 600mm	400w	600w
1800 x 500mm	600w	900w
1800 x 600mm	600w	900w

For recommendations and prices for fitting of electric only radiators please contact our sales office.



Image for illustration purposes only



Thermostatic Heating Element Chrome

Standard Heating Element Chrome



Dual Fuel T-Piece Available in Chrome, Anthracite, White, Black, Carbon and Brushed Brass

Code	Description	Price
STHE150W	Standard Heating Element - Chrome 150 Watt	£70.00
STHE250W	Standard Heating Element - Chrome 250 Watt	£70.00
STHE300W	Standard Heating Element - Chrome 300 Watt	£70.00
STHE400W	Standard Heating Element - Chrome 400 Watt	£70.00
STHE600W	Standard Heating Element - Chrome 600 Watt	£70.00
STHE800W	Standard Heating Element - Chrome 800 Watt	£70.00
TMSHEC300W	Thermostatic Heating Element - Chrome 300 Watt	£125.00
TMSHEC600W	Thermostatic Heating Element - Chrome 600 Watt	£125.00
TMSHEC900W	Thermostatic Heating Element - Chrome 900 Watt	£125.00
TMSHEW300W	Thermostatic Heating Element - White 300 Watt	£125.00
TMSHEW600W	Thermostatic Heating Element - White 600 Watt	£125.00
TMSHEW900W	Thermostatic Heating Element - White 900 Watt	£125.00
DFTPC	Dual Fuel T-Piece - Chrome	£16.00
DFTPA	Dual Fuel T-Piece - Anthracite	£16.00
DFTPCB	Dual Fuel T-Piece - Carbon	£16.00
DFTPW	Dual Fuel T-Piece - White	£16.00
DFTPB	Dual Fuel T-Piece - Black	£16.00
DFTPBB	Dual Fuel T-Piece - Brushed Brass	£16.00

# VALVES + ACCESSORIES



**AMIE**  
Angled Radiator Valve

● Chrome	AMAGRVC	£24.00
● Anthracite	AMAGRVA	£30.00
● Carbon	AMAGRVCB	£30.00
● Black	AMAGRVB	£30.00
○ White	AMAGRWW	£30.00
● Brushed Brass	AMAGRBB	£50.00



**AMIE**  
Straight Radiator Valve

● Chrome	AMSTRVC	£24.00
● Anthracite	AMSTRVA	£30.00
● Carbon	AMSTRVCB	£30.00
● Black	AMSTRVB	£30.00
○ White	AMSTRWW	£30.00
● Brushed Brass	AMSTRBB	£50.00



**NORMA - Standard**  
Corner Radiator Valve

● Chrome	NRMSCRC	£33.00
● Anthracite	NRMSCRA	£40.00
● Carbon	NRMSCRCB	£40.00
● Black	NRMSCRB	£40.00
○ White	NRMSCRW	£40.00
● Brushed Brass	NRMSCRBB	£54.00



**VENTO - TRV Thermostatic**  
Angled Radiator Valve

● Chrome	VTTSTRVC	£50.00
● Anthracite	VTTSTRVA	£50.00
● Carbon	VTTSTRVCB	£50.00
● Black	VTTSTRVB	£50.00
○ White	VTTSTRWW	£50.00



**VENTO - TRV Thermostatic**  
Straight Radiator Valve

● Chrome	VTTSTRVC	£50.00
● Anthracite	VTTSTRVA	£50.00
● Carbon	VTTSTRVCB	£50.00
● Black	VTTSTRVB	£50.00
○ White	VTTSTRWW	£50.00



**VENTO - TRV Thermostatic**  
Corner Radiator Valve

● Chrome	VTTSCRRVC	£50.00
● Anthracite	VTTSCRRVA	£50.00
● Carbon	VTTSCRRVCB	£50.00
● Black	VTTSCRRVB	£50.00
○ White	VTTSCRRWW	£50.00



**SLEEVING KIT (130x18mm)**

● Chrome	SLEKITC	£25.00
● Anthracite	SLEKITA	£25.00
● Carbon	SLEKITCB	£25.00
● Black	SLEKITB	£25.00
● Brushed Brass	SLEKITBB	£25.00



**Clasico**  
Angled Radiator Valve

CLSATV	£40.00
--------	--------



**Clasico**  
Straight Radiator Valve

CLSSTV	£40.00
--------	--------



**Daisy**  
Angled Radiator Valve

LRV156	£37.50
--------	--------



**Daisy**  
Straight Radiator Valve

LRV157	£37.50
--------	--------

# DELTA T CONVERSION

## WHAT IS DELTA T?

Delta T, or  $\Delta T$ , specifically relates to the difference in temperature between the water circulating in the central heating system and that of the ambient or room temperature. If the ambient or room temperature is 20°C and the mean water temperature inside the radiators is 70°C, the Delta T or  $\Delta T$  value is calculated as 70°C - 20°C = 50°C. Delta T 50° is the UK standard for all domestic gas boilers and is set to allow professionals, end-users and consumers alike, to make a fair and reasonable comparison of hydronic radiator and towel rail outputs from various suppliers and across a mix of product types.

## DELTA T CORRECTION FACTORS - DELTA T 50°

A Delta T correction factor allows end-users and professionals to find out the actual output of a radiator or towel rail in the range of Delta T variations, the above calculator has been designed to efficiently calculate this based on input at Delta T 50°, alternatively, you can use the listed correction factors below, also based on Delta T 50°.

Example: Assuming a radiator or towel rail has a heat output of 1000 BTUs at  $\Delta T$  (Delta T) = 50°. At  $\Delta T$  (Delta T) = 30°, the output would be 1000 x 0.51 (from the table above) equating to 510 BTUs. Alternatively, at  $\Delta T$  (delta T) = 40°, the output would be 1000 x 0.75 equating to 750 BTUs.

Delta T	Correction Factors
75°	1.69
70°	1.54
65°	1.41
60°	1.28
55°	1.154
50°	1
45°	0.895
40°	0.767
35°	0.657
30°	0.543
25°	0.433
20°	0.328
15°	0.229
10°	0.12
5°	0.05



Image for illustration purposes only

# RAL COLOUR OPTIONS

			
9006 White Aluminium	9005 Jet Black	8019 Grey Brown	1023 Traffic Yellow
			
2003 Pastel Orange	1036 Pearl Gold	5002 Ultramaize Blue	2004 Pure Orange
			
3001 Signal Red	3000 Flame Red	5015 Middle Sky Blue	3002 Carmine Red
			
3005 Wine Red	5003 Dark Sapphire Blue	7015 Slate Grey	6029 Mint Green
			
5005 Signal Blue	6005 Light Moss	7035 Pale Grey	7032 Grey
			
7030 Stone Grey	7016 Anthracite Grey	8017 Chocolate Brown	8003 Clay Brown

**Hilltop offer an exciting range of RAL colour options on dedicated radiators.**

All finishes are powder coated and are available within 7 working days from point of order (subject to availability)

RAL painted radiators are non-cancellable.

Other RAL colours available please contact our sales office for more information.







Images for illustration purposes only

# TERMS + CONDITIONS

## TERMS & CONDITIONS

For a full list of terms and conditions please contact us directly. Please note, all measurements are in millimetres and together with photographs and technical drawings are for guidance only. Colours may vary. Images shown are for guidance only. We reserve the right to change specification without prior notice. Please note due to manufacturing tolerances pipe centres on radiators and towel warmers may vary by +/- 10mm, we recommend that pipe work is not altered until your towel rail / radiator is on site.

## COMPATIBILITY

Whilst the majority of Hilltop Designer Radiators' products are compatible, care should be taken on product selection prior to ordering to avoid installation issues. Technical drawings are available on request.

## ERRORS & OMISSIONS

In the interest of continuous development of products, Hilltop Designer Radiators reserve the right to change colour, designs and product specifications without prior notice.



*Images for illustration purposes only*



[www.hilltopdr.co.uk](http://www.hilltopdr.co.uk)



# THE HEAT IS ON

---

**Hilltop Designer Radiators Limited**

5 Agharan Road Newmills,  
Dungannon, County Tyrone BT71 4HF

**Telephone:** 028 8774 0553

**Email:** [sales@hilltopdr.co.uk](mailto:sales@hilltopdr.co.uk)

[www.hilltopdr.co.uk](http://www.hilltopdr.co.uk)