

HILLTOP[®]

DESIGNER RADIATORS



Image for illustration purposes only





DESIGNER
RADIATORS

Hilltop Designer Radiators are a highly respected distributor of designer radiators.



Kolom - Page 20

With over 25 years of experience in quality and customer satisfaction.

Hilltop Designer Radiators is part of the Sanbra Group of Companies.




Rond - Page 32



Belieza - Page 52

Images for illustration purposes only



HILLTOP

DESIGNER RADIATORS

Hilltop Designer Radiators is an established and highly respected market leader in the distribution of lifestyle and designer radiators as well as towel rails and other heating accessories. Based in Co. Tyrone, Hilltop offers an innovative range of products suitable for all heating projects, making us one of the most sought-after brands on the market.

With over 25 years of industry experience and a trusted reputation, our team carefully source each item to provide you with not only the latest innovations in bathroom design but also the most effective, efficient and affordable options available on the market.

As part of the Sanbra Group, we pride ourselves on achieving a high level of presale and aftersales customer service whilst supplying all corners of the country. This merger has further enabled us to offer our customer base the best products in the industry while also allowing us to continue specialising in a niche market.

GENERAL FEATURES

5 years warranty on Aluminium Radiators (Raiden and Kamari)
2 years warranty on Electric Elements



Hilltop offer an exciting 33 RAL powder coated colour options on dedicated radiators.

RAL colour finishes are non-refundable and are available 7-10 working days following point of order (subject to availability).

Images for illustration purposes only



Raiden - Page 36



Hilltop Designer HD25 - Page 46

WHY CHOOSE US?

Whether it's a new build or renovation; traditional or modern; at Hilltop we offer a wide range of innovative designs suitable for any home. Our dedicated and highly trained staff are among some of the best in Ireland when it comes to knowledge of the heating industry.

Customer satisfaction is at the forefront of everything we do and our team are committed to maintaining this high level of customer engagement from start to finish.

While heating your home may be a necessity, that doesn't mean it can't be stylish. Our collection features an arrangement of

different finishes and colours so all our customers' needs can be met.

Whether it be a traditional radiator needed for an 'old school' bathroom or a bright coloured vertical radiator needed to bring new life to an ageing room. At Hilltop, we have ALL your bases covered.

THE HEAT IS ON

HILLTOP CONTEMPORARY RANGE

CONSOL

The Consol radiator offers a clean contemporary design that will suit any heating project. Colour options include white and anthracite as standard however the Consol is also available in a wide selection of RAL colour options to compliment any surroundings.

OVALE

A timeless and contemporary radiator, the Ovale design offers a modern look that is available in white and anthracite while as well as a wide range of bespoke colouring for that personal touch.

KOLOM

A classic 'old school' design that is timeless in any setting. The Kolom is the best known of the classic designs on the market today. Available in a variety of sizes with different column options. A cost-effective alternative to the heavy cast iron models on the market today.

ROND

The Rond offers the perfect combination of design appearance and performance, making this the ideal choice for any project. Available in both horizontal and vertical, a range of colouring is available to bring that designer feel to any space in the home.

RAIDEN

The RAIDEN ultra-modern double panel design offers a stylish and unique look that brings life to any home. This aluminium radiator is one of our most energy efficient meaning it is kinder to the environment.

KAMARI

The perfect choice for any home, the Kamari aluminium radiator provides excellent durability without compromising on style. This sleek design comes in a double and single panel options across a wide range of selections.

HILLTOP DESIGNER HD25

A high performing towel warmer to suit any bathroom project. Both straight and curved options available with an impressive selection of colours including; Brushed Brass, Chrome, White, Matt Black and Anthracite.

BELIEZA

A unique and bold design, the Belieza heated towel rail brings a touch of class to any bathroom enhanced by its unusual flat tube design. A step up from conventional towel rails, it adds a little something different to any project.

CALIDA

The funky modern design of the Calida makes a bold statement to compliment any bathroom. Designed for the modern environment, its wraparound flat bars offer plenty of space to gently warm your towels.

HILLTOP TRADITIONAL RANGE

KNIGHTSBRIDGE, FLORENCE, ELIGANTE, DELGADA

This stylish suite of radiators perfectly blends the traditional with the modern resulting in a distinct look, fit for any bathroom. Mixing the traditional column insert with the chrome surround gives this range a timeless yet classical appearance.



Raiden - Page 36



Kolom - Page 20



Ovale - Page 18

CONTENTS

CONSOL	10
OVALE	18
KOLOM	20
ROND	32
RAIDEN	36
KAMARI	38
HILLTOP DESIGNER HD25	46
BELIEZA	52
CALIDA	54
KNIGHTSBRIDGE	56
FLORIENCE	56
ELIGANTE	57
DELGADA	57
ELEMENTS	59
VALVES + ACCESSORIES	60
DELTA T CONVERSION	61
RAL COLOUR OPTIONS	62
TERMS + CONDITIONS	66


Images for illustration purposes only



Rond - Page 32

CONSOL

MILD STEEL
SINGLE PANEL - VERTICAL



The Consol radiator offers a clean contemporary design that will suit any heating project. Colour options include white and anthracite as standard however the Consol is also available in a wide selection of RAL colour options to compliment any surroundings.

VERTICAL

CONSOL - Single Panel
H-1600 x W-366mm

Pipe Centres 456mm
BTU $\Delta 50^\circ$ 1509
BTU $\Delta 60^\circ$ 2287

● **Anthracite**
HCON16366SA €306.00

○ **White**
HCON16366SW €306.00

● **Bespoke Colour Finish**
HCON16366SRAL €489.00

CONSOL - Single Panel
H-1600 x W-440mm

Pipe Centres 530mm
BTU $\Delta 50^\circ$ 1811
BTU $\Delta 60^\circ$ 2744

● **Anthracite**
HCON16440SA €366.00

○ **White**
HCON16440SW €366.00

● **Bespoke Colour Finish**
HCON16440SRAL €567.00

CONSOL - Single Panel
H-1600 x W-514mm

Pipe Centres 604mm
BTU $\Delta 50^\circ$ 2113
BTU $\Delta 60^\circ$ 3201

● **Anthracite**
HCON16514SA €420.00

○ **White**
HCON16514SW €420.00

● **Bespoke Colour Finish**
HCON16514SRAL €648.00

CONSOL - Single Panel
H-1800 x W-366mm

Pipe Centres 456mm
BTU $\Delta 50^\circ$ 1623
BTU $\Delta 60^\circ$ 2572

● **Anthracite**
HCON18366SA €330.00

○ **White**
HCON18366SW €330.00

● **Bespoke Colour Finish**
HCON18366SRAL €540.00

CONSOL - Single Panel
H-1800 x W-440mm

Pipe Centres 530mm
BTU $\Delta 50^\circ$ 1942
BTU $\Delta 60^\circ$ 3087

● **Anthracite**
HCON18440SA €396.00

○ **White**
HCON18440SW €396.00

● **Bespoke Colour Finish**
HCON18440SRAL €612.00

CONSOL - Single Panel
H-1800 x W-514mm

Pipe Centres 604mm
BTU $\Delta 50^\circ$ 2272
BTU $\Delta 60^\circ$ 3603

● **Anthracite**
HCON18514SA €450.00

○ **White**
HCON18514SW €450.00

● **Bespoke Colour Finish**
HCON18514SRAL €696.00




Image for illustration purposes only



Note: To convert $\Delta 50^\circ$ output to a $\Delta 30^\circ$ see page 61 for more details.

CONSOL

MILD STEEL
SINGLE PANEL - HORIZONTAL



Images for illustration purposes only

HORIZONTAL

CONSOL - Single Panel
H-600 x W-588mm

Pipe Centres 678mm
BTU $\Delta 50^\circ$ 944
BTU $\Delta 60^\circ$ 1437

- Anthracite
HCON60588SA €252.00
- White
HCON60588SW €252.00
- Bespoke Colour Finish
HCON60588SRAL €442.00

CONSOL - Single Panel
H-600 x W-810mm

Pipe Centres 900mm
BTU $\Delta 50^\circ$ 1298
BTU $\Delta 60^\circ$ 1976

- Anthracite
HCON60810SA €336.00
- White
HCON60810SW €336.00
- Bespoke Colour Finish
HCON60810SRAL €564.00

CONSOL - Single Panel
H-600 x W-1032mm

Pipe Centres 1122mm
BTU $\Delta 50^\circ$ 1652
BTU $\Delta 60^\circ$ 2515

- Anthracite
HCON601032SA €420.00
- White
HCON601032SW €420.00
- Bespoke Colour Finish
HCON601032SRAL €684.00

CONSOL - Single Panel
H-600 x W-1254mm


Pipe Centres 1344mm
BTU $\Delta 50^\circ$ 2005
BTU $\Delta 60^\circ$ 3054

- Anthracite
HCON601254SA €504.00
- White
HCON601254SW €504.00
- Bespoke Colour Finish
HCON601254SRAL €816.00

CONSOL - Single Panel
H-600 x W-1402mm

Pipe Centres 1492mm
BTU $\Delta 50^\circ$ 2241
BTU $\Delta 60^\circ$ 3413

- Anthracite
HCON601402SA €552.00
- White
HCON601402SW €552.00
- Bespoke Colour Finish
HCON601402SRAL €900.00




Note: To convert $\Delta 50^\circ$ output to a $\Delta 30^\circ$ see page 61 for more details.

CONSOL

MILD STEEL
DOUBLE PANEL - VERTICAL



 RAL COLOUR
FINISH
AVAILABLE
See page 62 for details

VERTICAL

CONSOL - Double Panel
H-1600 x W-366mm

Pipe Centres 456mm
BTU $\Delta 50^\circ$ 2928
BTU $\Delta 60^\circ$ 3152

- Anthracite
HCON16366DA €534.00
- White
HCON16366DW €534.00
- Bespoke Colour Finish
HCON16366DRAL €834.00

CONSOL - Double Panel
H-1600 x W-440mm

Pipe Centres 530mm
BTU $\Delta 50^\circ$ 3511
BTU $\Delta 60^\circ$ 3577

- Anthracite
HCON16440DA €624.00
- White
HCON16440DW €624.00
- Bespoke Colour Finish
HCON16440DRAL €984.00

CONSOL - Double Panel
H-1600 x W-514mm

Pipe Centres 604mm
BTU $\Delta 50^\circ$ 4096
BTU $\Delta 60^\circ$ 4169

- Anthracite
HCON16514DA €720.00
- White
HCON16514DW €720.00
- Bespoke Colour Finish
HCON16514DRAL €1080.00

CONSOL - Double Panel
H-1800 x W-366mm

Pipe Centres 456mm
BTU $\Delta 50^\circ$ 2587
BTU $\Delta 60^\circ$ 3370

- Anthracite
HCON18366DA €576.00
- White
HCON18366DW €576.00
- Bespoke Colour Finish
HCON18366DRAL €900.00

CONSOL - Double Panel
H-1800 x W-440mm

Pipe Centres 530mm
BTU $\Delta 50^\circ$ 3099
BTU $\Delta 60^\circ$ 4045

- Anthracite
HCON18440DA €660.00
- White
HCON18440DW €660.00
- Bespoke Colour Finish
HCON18440DRAL €1020.00

CONSOL - Double Panel
H-1800 x W-514mm

Pipe Centres 604mm
BTU $\Delta 50^\circ$ 3623
BTU $\Delta 60^\circ$ 4719


- Anthracite
HCON18514DA €780.00
- White
HCON18514DW €780.00
- Bespoke Colour Finish
HCON18514DRAL €1140.00



Note: To convert $\Delta 50^\circ$ output to a $\Delta 30^\circ$ see page 61 for more details.

CONSOL

MILD STEEL
DOUBLE PANEL - HORIZONTAL



HORIZONTAL

CONSOL - Double Panel
H-600 x W-588mm

Pipe Centres 678mm
BTU Δ50° 1797
BTU Δ60° 2084

- Anthracite
HCON60588DA €378.00
- White
HCON60588DW €378.00
- Bespoke Colour Finish
HCON60588DRAL €618.00

CONSOL - Double Panel
H-600 x W-810mm

Pipe Centres 900mm
BTU Δ50° 2470
BTU Δ60° 2865

- Anthracite
HCON60810DA €510.00
- White
HCON60810DW €510.00
- Bespoke Colour Finish
HCON60810DRAL €780.00

CONSOL - Double Panel
H-600 x W-1032mm

Pipe Centres 1122mm
BTU Δ50° 3139
BTU Δ60° 3647

- Anthracite
HCON601032DA €672.00
- White
HCON601032DW €672.00
- Bespoke Colour Finish
HCON601032DRAL €960.00

CONSOL - Double Panel
H-600 x W-1254mm

Pipe Centres 1344mm
BTU Δ50° 3804
BTU Δ60° 4429

- Anthracite
HCON601254DA €792.00
- White
HCON601254DW €792.00
- Bespoke Colour Finish
HCON601254DRAL €1116.00

CONSOL - Double Panel
H-600 x W-1402mm

Pipe Centres 1492mm
BTU Δ50° 4196
BTU Δ60° 5080

- Anthracite
HCON601402DA €870.00
- White
HCON601402DW €870.00
- Bespoke Colour Finish
HCON601402DRAL €1296.00



Image for illustration purposes only



Note: To convert Δ50° output to a Δ30° see page 61 for more details.

OVALE

MILD STEEL
SINGLE PANEL - VERTICAL




Image for illustration purposes only



Image for illustration purposes only

VERTICAL

OVALE - Single Panel H-1500 x W-354mm

Pipe Centres 444mm
BTU Δ50° 1037
BTU Δ60° 2167

- Anthracite
HO15354SA €246.00
- White
HO15354SW €246.00
- Bespoke Colour Finish
HO15354SRAL €456.00

OVALE - Single Panel H-1500 x W-413mm

Pipe Centres 503mm
BTU Δ50° 1210
BTU Δ60° 2550

- Anthracite
HO15413SA €282.00
- White
HO15413SW €282.00
- Bespoke Colour Finish
HO15413SRAL €528.00

OVALE - Single Panel H-1500 x W-472mm

Pipe Centres 562mm
BTU Δ50° 1383
BTU Δ60° 2940

- Anthracite
HO15472SA €318.00
- White
HO15472SW €318.00
- Bespoke Colour Finish
HO15472SRAL €600.00

OVALE - Single Panel H-1500 x W-531mm

Pipe Centres 621mm
BTU Δ50° 1556
BTU Δ60° 3337

- Anthracite
HO15531SA €348.00
- White
HO15531SW €348.00
- Bespoke Colour Finish
HO15531SRAL €660.00

OVALE - Single Panel H-1800 x W-354mm

Pipe Centres 444mm
BTU Δ50° 1345
BTU Δ60° 2362

- Anthracite
HO18354SA €282.00
- White
HO18354SW €282.00
- Bespoke Colour Finish
HO18354SRAL €528.00

OVALE - Single Panel H-1800 x W-413mm

Pipe Centres 503mm
BTU Δ50° 1570
BTU Δ60° 2998

- Anthracite
HO18413SA €318.00
- White
HO18413SW €318.00
- Bespoke Colour Finish
HO18413SRAL €600.00

OVALE - Single Panel H-1800 x W-472mm

Pipe Centres 562mm
BTU Δ50° 1794
BTU Δ60° 3389

- Anthracite
HO18472SA €372.00
- White
HO18472SW €372.00
- Bespoke Colour Finish
HO18472SRAL €672.00

OVALE - Single Panel H-1800 x W-531mm

Pipe Centres 621mm
BTU Δ50° 2015
BTU Δ60° 4267


- Anthracite
HO18531SA €420.00
- White
HO18531SW €420.00
- Bespoke Colour Finish
HO18531SRAL €738.00



Note: To convert Δ50° output to a Δ30° see page 61 for more details.

OVALE

MILD STEEL
SINGLE PANEL - HORIZONTAL

 **RAL COLOUR FINISH AVAILABLE**
See page 62 for details



HORIZONTAL

OVALE - Single Panel
H-550 x W-826mm

Pipe Centres **916mm**
BTU $\Delta 50^\circ$ **1217**
BTU $\Delta 60^\circ$ **1902**

- Anthracite**
HO55826SA **€330.00**
- White**
HO55826SW **€330.00**
- Bespoke Colour Finish**
HO55826SRAL **€528.00**

OVALE - Single Panel
H-550 x W-1180mm

Pipe Centres **1270mm**
BTU $\Delta 50^\circ$ **1742**
BTU $\Delta 60^\circ$ **2943**

- Anthracite**
HO551180SA **€480.00**
- White**
HO551180SW **€480.00**
- Bespoke Colour Finish**
HO551180SRAL **€756.00**

OVALE - Single Panel
H-550 x W-1003mm

Pipe Centres **1093mm**
BTU $\Delta 50^\circ$ **1476**
BTU $\Delta 60^\circ$ **2339**

- Anthracite**
HO551003SA **€414.00**
- White**
HO551003SW **€414.00**
- Bespoke Colour Finish**
HO551003SRAL **€648.00**

OVALE - Single Panel
H-550 x W-1416mm

Pipe Centres **1506mm**
BTU $\Delta 50^\circ$ **2088**
BTU $\Delta 60^\circ$ **3776**

- Anthracite**
HO551416SA **€552.00**
- White**
HO551416SW **€552.00**
- Bespoke Colour Finish**
HO551416SRAL **€888.00**



Images for illustration purposes only




Note: To convert $\Delta 50^\circ$ output to a $\Delta 30^\circ$ see page 61 for more details.

OVALE

MILD STEEL
DOUBLE PANEL - VERTICAL

A timeless and contemporary radiator, the Ovale design offers a modern look that is available in white and anthracite while as well as a wide range of bespoke colouring for that personal touch.



RAL COLOUR
FINISH
AVAILABLE
See page 62 for details



Image for illustration purposes only

VERTICAL

OVALE - Double Panel
H-1500 x W-354mm

Pipe Centres 444mm
BTU Δ50° 2201
BTU Δ60° 3420

- Anthracite
HO15354DA €456.00
- White
HO15354DW €456.00
- Bespoke Colour Finish
HO15354DRAL €732.00

OVALE - Double Panel
H-1500 x W-413mm

Pipe Centres 503mm
BTU Δ50° 2567
BTU Δ60° 3890

- Anthracite
HO15413DA €552.00
- White
HO15413DW €552.00
- Bespoke Colour Finish
HO15413DRAL €840.00

OVALE - Double Panel
H-1500 x W-472mm

Pipe Centres 562mm
BTU Δ50° 2939
BTU Δ60° 4418

- Anthracite
HO15472DA €600.00
- White
HO15472DW €600.00
- Bespoke Colour Finish
HO15472DRAL €960.00

OVALE - Double Panel
H-1500 x W-531mm

Pipe Centres 621mm
BTU Δ50° 3305
BTU Δ60° 5010

- Anthracite
HO15531DA €672.00
- White
HO15531DW €672.00
- Bespoke Colour Finish
HO15531DRAL €1044.00

OVALE - Double Panel
H-1800 x W-354mm

Pipe Centres 444mm
BTU Δ50° 2792
BTU Δ60° 3857

- Anthracite
HO18354DA €540.00
- White
HO18354DW €540.00
- Bespoke Colour Finish
HO18354DRAL €876.00

OVALE - Double Panel
H-1800 x W-413mm

Pipe Centres 503mm
BTU Δ50° 3257
BTU Δ60° 4558

- Anthracite
HO18413DA €600.00
- White
HO18413DW €600.00
- Bespoke Colour Finish
HO18413DRAL €948.00

OVALE - Double Panel
H-1800 x W-472mm

Pipe Centres 562mm
BTU Δ50° 3722
BTU Δ60° 5109

- Anthracite
HO18472DA €684.00
- White
HO18472DW €684.00
- Bespoke Colour Finish
HO18472DRAL €1104.00

OVALE - Double Panel
H-1800 x W-531mm

Pipe Centres 621mm
BTU Δ50° 4176
BTU Δ60° 6540

- Anthracite
HO18531DA €780.00
- White
HO18531DW €780.00
- Bespoke Colour Finish
HO18531DRAL €1224.00




Image for illustration purposes only



Note: To convert Δ50° output to a Δ30° see page 61 for more details.

OVALE

MILD STEEL
DOUBLE PANEL - HORIZONTAL

Image for illustration purposes only

RAL COLOUR
FINISH
AVAILABLE
See page 62 for details



Image for illustration purposes only

HORIZONTAL

OVALE - Double Panel
H-550 x W-826mm

Pipe Centres 916mm
BTU $\Delta 50^\circ$ 2593
BTU $\Delta 60^\circ$ 3307

- Anthracite
HO55826DA €528.00
- White
HO55826DW €528.00
- Bespoke Colour Finish
HO55826DRAL €816.00

OVALE - Double Panel
H-550 x W-1003mm

Pipe Centres 1093mm
BTU $\Delta 50^\circ$ 3172
BTU $\Delta 60^\circ$ 3873

- Anthracite
HO551003DA €624.00
- White
HO551003DW €624.00
- Bespoke Colour Finish
HO551003DRAL €996.00

OVALE - Double Panel
H-550 x W-1180mm

Pipe Centres 1270mm
BTU $\Delta 50^\circ$ 3737
BTU $\Delta 60^\circ$ 5242

- Anthracite
HO551180DA €696.00
- White
HO551180DW €696.00
- Bespoke Colour Finish
HO551180DRAL €1104.00

OVALE - Double Panel
H-550 x W-1416mm

Pipe Centres 1506mm
BTU $\Delta 50^\circ$ 4482
BTU $\Delta 60^\circ$ 5510

- Anthracite
HO551416DA €984.00
- White
HO551416DW €984.00
- Bespoke Colour Finish
HO551416DRAL €1380.00



Image for illustration purposes only



Note: To convert $\Delta 50^\circ$ output to a $\Delta 30^\circ$ see page 61 for more details.

KOLOM

RAL COLOUR
FINISH
AVAILABLE
See page 62 for details

MILD STEEL 2 COLUMN

A classic 'old school' design that is timeless in any setting. The Kolom is the best known of the classic designs on the market today. Available in a variety of sizes with different column options. A cost-effective alternative to the heavy cast iron models on the market today.

VERTICAL

KOLOM - 2 Column
H-1500 x W-380mm

Pipe Centres 470mm
BTU $\Delta 50^\circ$ 2907
BTU $\Delta 60^\circ$ 3883

○ **White**
HK15380W2 €408.00

● **Bespoke Colour Finish**
HK153802RAL €630.00

KOLOM - 2 Column
H-1800 x W-290mm

Pipe Centres 380mm
BTU $\Delta 50^\circ$ 2570
BTU $\Delta 60^\circ$ 3470

○ **White**
HK18290W2 €312.00

● **Bespoke Colour Finish**
HK182902RAL €486.00

KOLOM - 2 Column
H-1800 x W-380mm

Pipe Centres 470mm
BTU $\Delta 50^\circ$ 3429
BTU $\Delta 60^\circ$ 4623

○ **White**
HK18380W2 €426.00

● **Bespoke Colour Finish**
HK183802RAL €636.00



Image for illustration purposes only



Image for illustration purposes only

HORIZONTAL

KOLOM - 2 Column
H-500 x W-605mm

Pipe Centres 695mm
BTU $\Delta 50^\circ$ 1649
BTU $\Delta 60^\circ$ 2221

○ **White**
HK50605W2 €288.00

● **Bespoke Colour Finish**
HK506052RAL €492.00

KOLOM - 2 Column
H-500 x W-785mm

Pipe Centres 875mm
BTU $\Delta 50^\circ$ 2092
BTU $\Delta 60^\circ$ 2992

○ **White**
HK50785W2 €354.00

● **Bespoke Colour Finish**
HK507852RAL €600.00

KOLOM - 2 Column
H-500 x W-1010mm

Pipe Centres 1100mm
BTU $\Delta 50^\circ$ 2766
BTU $\Delta 60^\circ$ 3753

○ **White**
HK501010W2 €468.00

● **Bespoke Colour Finish**
HK5010102RAL €792.00

KOLOM - 2 Column
H-500 x W-1190mm

Pipe Centres 1280mm
BTU $\Delta 50^\circ$ 3299
BTU $\Delta 60^\circ$ 4439

○ **White**
HK501190W2 €540.00

● **Bespoke Colour Finish**
HK5011902RAL €936.00

KOLOM - 2 Column
H-600 x W-605mm

Pipe Centres 695mm
BTU $\Delta 50^\circ$ 1962
BTU $\Delta 60^\circ$ 2637

○ **White**
HK60605W2 €294.00

● **Bespoke Colour Finish**
HK606052RAL €498.00

KOLOM - 2 Column
H-600 x W-785mm

Pipe Centres 875mm
BTU $\Delta 50^\circ$ 2565
BTU $\Delta 60^\circ$ 3465

○ **White**
HK60785W2 €384.00

● **Bespoke Colour Finish**
HK607852RAL €648.00

KOLOM - 2 Column
H-600 x W-1010mm

Pipe Centres 1100mm
BTU $\Delta 50^\circ$ 3319
BTU $\Delta 60^\circ$ 4466

○ **White**
HK601010W2 €480.00

● **Bespoke Colour Finish**
HK6010102RAL €816.00

KOLOM - 2 Column
H-600 x W-1190mm

Pipe Centres 1280mm
BTU $\Delta 50^\circ$ 3924
BTU $\Delta 60^\circ$ 5278

○ **White**
HK601190W2 €570.00

● **Bespoke Colour Finish**
HK6011902RAL €954.00



Note: To convert $\Delta 50^\circ$ output to a $\Delta 30^\circ$ see page 61 for more details.



KOLOM

RAL COLOUR
FINISH
AVAILABLE
See page 62 for details

MILD STEEL 3 COLUMN

VERTICAL

KOLOM - 3 Column
H-1500 x W-380mm

Pipe Centres 470mm
BTU $\Delta 50^\circ$ 3922
BTU $\Delta 60^\circ$ 4763

○ White
HK15380W3 €450.00
● Bespoke Colour Finish
HK153803RAL €689.50

KOLOM - 3 Column
H-1800 x W-200mm

Pipe Centres 290mm
BTU $\Delta 50^\circ$ 2261
BTU $\Delta 60^\circ$ 2859

○ White
HK18200W3 €228.00
● Bespoke Colour Finish
HK182003RAL €360.00

KOLOM - 3 Column
H-1800 x W-290mm

Pipe Centres 380mm
BTU $\Delta 50^\circ$ 3498
BTU $\Delta 60^\circ$ 4285

○ White
HK18290W3 €348.00
● Bespoke Colour Finish
HK182903RAL €516.00

KOLOM - 3 Column
H-1800 x W-380mm

Pipe Centres 470mm
BTU $\Delta 50^\circ$ 4664
BTU $\Delta 60^\circ$ 5715

○ White
HK18380W3 €456.00
● Bespoke Colour Finish
HK183803RAL €660.00



KOLOM - 3 Column
H-1800 x W-470mm

Pipe Centres 560mm
BTU $\Delta 50^\circ$ 5830
BTU $\Delta 60^\circ$ 6880

○ White
HK18470W3 €576.00
● Bespoke Colour Finish
HK184703RAL €869.50

KOLOM - 3 Column
H-1800 x W-515mm

Pipe Centres 605mm
BTU $\Delta 50^\circ$ 6219
BTU $\Delta 60^\circ$ 7858

○ White
HK18515W3 €636.00
● Bespoke Colour Finish
HK185153RAL €954.00

KOLOM - 3 Column
H-1800 x W-560mm

Pipe Centres 650mm
BTU $\Delta 50^\circ$ 6996
BTU $\Delta 60^\circ$ 8046

○ White
HK18560W3 €696.00
● Bespoke Colour Finish
HK185603RAL €1037.50

HORIZONTAL

KOLOM - 3 Column
H-300 x W-1010mm

Pipe Centres 1100mm
BTU $\Delta 50^\circ$ 2339
BTU $\Delta 60^\circ$ 2958

○ White
HK301010W3 €420.00
● Bespoke Colour Finish
HK3010103RAL €720.00

KOLOM - 3 Column
H-500 x W-605mm

Pipe Centres 695mm
BTU $\Delta 50^\circ$ 2273
BTU $\Delta 60^\circ$ 2764

○ White
HK50605W3 €300.00
● Bespoke Colour Finish
HK506053RAL €480.00

KOLOM - 3 Column
H-500 x W-1190mm

Pipe Centres 1280mm
BTU $\Delta 50^\circ$ 4548
BTU $\Delta 60^\circ$ 5524

○ White
HK501190W3 €582.00
● Bespoke Colour Finish
HK5011903RAL €864.00

KOLOM - 3 Column
H-600 x W-785mm

Pipe Centres 875mm
BTU $\Delta 50^\circ$ 3498
BTU $\Delta 60^\circ$ 4398

○ White
HK60785W3 €396.00
● Bespoke Colour Finish
HK607853RAL €630.00

KOLOM - 3 Column
H-300 x W-1190mm

Pipe Centres 1280mm
BTU $\Delta 50^\circ$ 2764
BTU $\Delta 60^\circ$ 3494

○ White
HK301190W3 €492.00
● Bespoke Colour Finish
HK3011903RAL €792.00

KOLOM - 3 Column
H-500 x W-785mm

Pipe Centres 875mm
BTU $\Delta 50^\circ$ 2973
BTU $\Delta 60^\circ$ 3873

○ White
HK50785W3 €384.00
● Bespoke Colour Finish
HK507853RAL €576.00

KOLOM - 3 Column
H-500 x W-1370mm

Pipe Centres 1460mm
BTU $\Delta 50^\circ$ 5247
BTU $\Delta 60^\circ$ 6374

○ White
HK501370W3 €647.50
● Bespoke Colour Finish
HK5013703RAL €960.00

KOLOM - 3 Column
H-300 x W-1370mm

Pipe Centres 1460mm
BTU $\Delta 50^\circ$ 3189
BTU $\Delta 60^\circ$ 4033

○ White
HK301370W3 €576.00
● Bespoke Colour Finish
HK3013703RAL €912.00

KOLOM - 3 Column
H-500 x W-1010mm

Pipe Centres 1100mm
BTU $\Delta 50^\circ$ 3198
BTU $\Delta 60^\circ$ 4678

○ White
HK501010W3 €504.00
● Bespoke Colour Finish
HK5010103RAL €780.00

KOLOM - 3 Column
H-600 x W-605mm

Pipe Centres 695mm
BTU $\Delta 50^\circ$ 2685
BTU $\Delta 60^\circ$ 3262

○ White
HK60605W3 €300.00
● Bespoke Colour Finish
HK606053RAL €492.00

KOLOM - 3 Column
H-600 x W-1190mm

Pipe Centres 1280mm
BTU $\Delta 50^\circ$ 5351
BTU $\Delta 60^\circ$ 6520

○ White
HK601190W3 €612.00
● Bespoke Colour Finish
HK6011903RAL €948.00

KOLOM - 3 Column
H-600 x W-1370mm

Pipe Centres 1460mm
BTU $\Delta 50^\circ$ 6174
BTU $\Delta 60^\circ$ 7527

○ White
HK601370W3 €696.00
● Bespoke Colour Finish
HK6013703RAL €1080.00



Note: To convert $\Delta 50^\circ$ output to a $\Delta 30^\circ$ see page 61 for more details.



KOLOM

RAL COLOUR
FINISH
AVAILABLE
See page 62 for details

MILD STEEL
4 COLUMN

HORIZONTAL

KOLOM - 4 Column H-300 x W-1010mm

Pipe Centres 1100mm
BTU Δ50° 3018
BTU Δ60° 3784

○ **White**
HK301010W4 €600.00

● **Bespoke Colour Finish**
HK3010104RAL €894.00

KOLOM - 4 Column H-300 x W-1190mm

Pipe Centres 1280mm
BTU Δ50° 3566
BTU Δ60° 4470

○ **White**
HK301190W4 €720.00

● **Bespoke Colour Finish**
HK3011904RAL €1044.00

KOLOM - 4 Column H-300 x W-1370mm

Pipe Centres 1460mm
BTU Δ50° 4116
BTU Δ60° 5159

○ **White**
HK301370W4 €816.00

● **Bespoke Colour Finish**
HK3013704RAL €1200.00

KOLOM - 4 Column H-500 x W-605mm

Pipe Centres 695mm
BTU Δ50° 2857
BTU Δ60° 3606

○ **White**
HK50605W4 €390.00

● **Bespoke Colour Finish**
HK506054RAL €576.00

KOLOM - 4 Column H-500 x W-1010mm

Pipe Centres 1100mm
BTU Δ50° 4904
BTU Δ60° 6107

○ **White**
HK501010W4 €624.00

● **Bespoke Colour Finish**
HK5010104RAL €930.00

KOLOM - 4 Column H-500 x W-1190mm

Pipe Centres 1280mm
BTU Δ50° 5796
BTU Δ60° 7216

○ **White**
HK501190W4 €756.00

● **Bespoke Colour Finish**
HK5011904RAL €1116.00

KOLOM - 4 Column H-500 x W-1370mm

Pipe Centres 1460mm
BTU Δ50° 6688
BTU Δ60° 8329

○ **White**
HK501370W4 €876.00

● **Bespoke Colour Finish**
HK5013704RAL €1272.00

KOLOM - 4 Column H-600 x W-605mm

Pipe Centres 695mm
BTU Δ50° 3389
BTU Δ60° 4279

○ **White**
HK60605W4 €396.00

● **Bespoke Colour Finish**
HK606054RAL €588.00

KOLOM - 4 Column H-600 x W-1010mm

Pipe Centres 1100mm
BTU Δ50° 5811
BTU Δ60° 7244

○ **White**
HK601010W4 €672.00

● **Bespoke Colour Finish**
HK6010104RAL €960.00

KOLOM - 4 Column H-600 x W-1190mm

Pipe Centres 1280mm
BTU Δ50° 6866
BTU Δ60° 8561

○ **White**
HK601190W4 €780.00

● **Bespoke Colour Finish**
HK6011904RAL €1116.00

KOLOM - 4 Column H-600 x W-1370mm

Pipe Centres 1460mm
BTU Δ50° 7922
BTU Δ60° 9878

○ **White**
HK601370W4 €912.00

● **Bespoke Colour Finish**
HK6013704RAL €1284.00

KOLOM - 2 Column Feet

○ **White**
HK2FEET €90.00

● **Bespoke Colour Finish**
HK2FEETRAL €120.00

KOLOM - 3 Column Feet

○ **White**
HK3FEET €90.00

● **Bespoke Colour Finish**
HK3FEETRAL €120.00

KOLOM - 4 Column Feet

○ **White**
HK4FEET €90.00

● **Bespoke Colour Finish**
HK4FEETRAL €120.00

600 x 10102mm
Radiator



Image for illustration purposes only



Note: To convert Δ50° output to a Δ30° see page 61 for more details.

ROND

RAL COLOUR FINISH AVAILABLE
See page 62 for details

MILD STEEL VERTICAL

The Rond offers the perfect combination of design appearance and performance, making this the ideal choice for any project. Available in both horizontal and vertical, a range of colouring is available to bring that designer feel to any space in the home.

ROND

H-1500 x W-440mm

Pipe Centres 530mm
BTU $\Delta 50^\circ$ 3585
BTU $\Delta 60^\circ$ 5267

- Anthracite
HR15440SA €480.00
- White
HR15440SW €480.00
- Bespoke Colour Finish
HR15440SRAL €714.00

ROND

H-1500 x W-510mm

Pipe Centres 600mm
BTU $\Delta 50^\circ$ 4182
BTU $\Delta 60^\circ$ 5490

- Anthracite
HR15510SA €564.00
- White
HR15510SW €564.00
- Bespoke Colour Finish
HR15510SRAL €840.00



ROND

H-1800 x W-300mm

Pipe Centres 390mm
BTU $\Delta 50^\circ$ 3611
BTU $\Delta 60^\circ$ 4513

- Anthracite
HR18300SA €372.00
- White
HR18300SW €372.00
- Bespoke Colour Finish
HR18300SRAL €552.00

ROND

H-1800 x W-370mm

Pipe Centres 460mm
BTU $\Delta 50^\circ$ 4766
BTU $\Delta 60^\circ$ 5639

- Anthracite
HR18370SA €474.00
- White
HR18370SW €474.00
- Bespoke Colour Finish
HR18370SRAL €690.00

ROND

H-1800 x W-440mm

Pipe Centres 530mm
BTU $\Delta 50^\circ$ 5631
BTU $\Delta 60^\circ$ 6769

- Anthracite
HR18440SA €564.00
- White
HR18440SW €564.00
- Bespoke Colour Finish
HR18440SRAL €810.00

ROND

H-1800 x W-510mm

Pipe Centres 600mm
BTU $\Delta 50^\circ$ 6614
BTU $\Delta 60^\circ$ 7897

- Anthracite
HR18510SA €660.00
- White
HR18510SW €660.00
- Bespoke Colour Finish
HR18510SRAL €930.00



ROND

RAL COLOUR FINISH AVAILABLE
See page 62 for details



Image for illustration purposes only

MILD STEEL HORIZONTAL

ROND
H-550 x W-790mm

Pipe Centres 880mm
BTU $\Delta 50^\circ$ 3747
BTU $\Delta 60^\circ$ 4009

- Anthracite
HR55790SA €444.00
- White
HR55790SW €444.00
- Bespoke Colour Finish
HR55790SRAL €702.00

ROND
H-550 x W-1000mm

Pipe Centres 1090mm
BTU $\Delta 50^\circ$ 4770
BTU $\Delta 60^\circ$ 5102

- Anthracite
HR551000SA €588.00
- White
HR551000SW €588.00
- Bespoke Colour Finish
HR551000SRAL €888.00

ROND
H-550 x W-1210mm

Pipe Centres 1300mm
BTU $\Delta 50^\circ$ 5789
BTU $\Delta 60^\circ$ 6196

- Anthracite
HR551210SA €696.00
- White
HR551210SW €696.00
- Bespoke Colour Finish
HR551210SRAL €1050.00

ROND
H-550 x W-1420mm

Pipe Centres 1510mm
BTU $\Delta 50^\circ$ 6813
BTU $\Delta 60^\circ$ 7289

- Anthracite
HR551420SA €900.00
- White
HR551420SW €900.00
- Bespoke Colour Finish
HR551420SRAL €1260.00



Image for illustration purposes only



Note: To convert $\Delta 50^\circ$ output to a $\Delta 30^\circ$ see page 61 for more details.

RAIDEN

ALUMINIUM DOUBLE PANEL - VERTICAL

The Raiden ultra-modern double panel design offers a stylish and unique look that brings life to any home. This aluminium radiator is one of our most energy efficient meaning it is kinder to the environment.

RAIDEN - Double Panel H-1800 x W-185mm

Pipe Centres 275mm
BTU $\Delta 50^\circ$ 2950
BTU $\Delta 60^\circ$ 3605

● Carbon	RDB1800185C	€444.00
● Matt Black	RDB1800185B	€444.00
○ White	RDB1800185W	€444.00

RAIDEN - Towel Rail H-60 x W-227mm

● Chrome	TWRL185	€90.00
-----------------	---------	--------

RAIDEN - Double Panel H-1800 x W-280mm

Pipe Centres 370mm
BTU $\Delta 50^\circ$ 4424
BTU $\Delta 60^\circ$ 5407

● Carbon	RDB1800280C	€690.00
● Matt Black	RDB1800280B	€690.00
○ White	RDB1800280W	€690.00

RAIDEN - Towel Rail H-60 x W-320mm

● Chrome	TWRL280	€96.00
-----------------	---------	--------

RAIDEN - Double Panel H-1800 x W-375mm

Pipe Centres 465mm
BTU $\Delta 50^\circ$ 5884
BTU $\Delta 60^\circ$ 7192

● Carbon	RDB1800375C	€864.00
● Matt Black	RDB1800375B	€864.00
○ White	RDB1800375W	€864.00

RAIDEN - Towel Rail H-60 x W-415mm

● Chrome	TWRL375	€108.00
-----------------	---------	---------



1800 x 280mm Black Radiator with x2 Towel Rails



1800 x 185mm Anthracite Radiator without x2 Towel Rails




Image for illustration purposes only

RAIDEN - Double Panel H-1800 x W-470mm

Pipe Centres 560mm
BTU $\Delta 50^\circ$ 7375
BTU $\Delta 60^\circ$ 9012

● Carbon	RDB1800470C	€1039.50
● Matt Black	RDB1800470B	€1039.50
○ White	RDB1800470	€1039.50

RAIDEN - Double Panel H-1800 x W-560mm

Pipe Centres 650mm
BTU $\Delta 50^\circ$ 8850
BTU $\Delta 60^\circ$ 10815

● Carbon	RDB1800560C	€1210.00
● Matt Black	RDB1800560B	€1210.00
○ White	RDB1800560W	€1210.00



Note: To convert $\Delta 50^\circ$ output to a $\Delta 30^\circ$ see page 61 for more details.



KAMARI

ALUMINIUM SINGLE PANEL - VERTICAL

The perfect choice for any home, the Kamari aluminium radiator provides excellent durability without compromising on style. This sleek design comes in a double and single panel options across a wide range of selections.



VERTICAL

KAMARI - Single Panel
H-1800 x W-375mm

Pipe Centres 465mm
BTU $\Delta 50^\circ$ 3770
BTU $\Delta 60^\circ$ 4825

- Anthracite
KMRI180037AS €540.00
- White
KMRI180037WS €540.00

KAMARI - Single Panel
H-1800 x W-470mm

Pipe Centres 560mm
BTU $\Delta 50^\circ$ 4712
BTU $\Delta 60^\circ$ 6031

- Anthracite
KMRI180047AS €660.00
- White
KMRI180047WS €660.00

KAMARI - Single Panel
H-1800 x W-565mm

Pipe Centres 655mm
BTU $\Delta 50^\circ$ 5655
BTU $\Delta 60^\circ$ 7238

- Anthracite
KMRI180056AS €816.00
- White
KMRI180056WS €816.00



Note: To convert $\Delta 50^\circ$ output to a $\Delta 30^\circ$ see page 61 for more details.

KAMARI

ALUMINIUM SINGLE PANEL - HORIZONTAL



HORIZONTAL

KAMARI - Single Panel H-600 x W-660mm

Pipe Centres 750mm
BTU $\Delta 50^\circ$ 2200
BTU $\Delta 60^\circ$ 2816

- Anthracite
KMRI060066AS €456.00
- White
KMRI060066WS €456.00

KAMARI - Single Panel H-600 x W-1230mm

Pipe Centres 1320mm
BTU $\Delta 50^\circ$ 4085
BTU $\Delta 60^\circ$ 5228

- Anthracite
KMRI060123AS €816.00
- White
KMRI060123WS €816.00

KAMARI - Single Panel H-600 x W-850mm

Pipe Centres 940mm
BTU $\Delta 50^\circ$ 2828
BTU $\Delta 60^\circ$ 3619

- Anthracite
KMRI060085AS €600.00
- White
KMRI060085WS €600.00

KAMARI - Single Panel H-600 x W-1420mm


Pipe Centres 1510mm
BTU $\Delta 50^\circ$ 4713
BTU $\Delta 60^\circ$ 6032

- Anthracite
KMRI060142AS €954.00
- White
KMRI060142WS €954.00

KAMARI - Single Panel H-600 x W-1040mm

Pipe Centres 1130mm
BTU $\Delta 50^\circ$ 3455
BTU $\Delta 60^\circ$ 4422

- Anthracite
KMRI060104AS €708.00
- White
KMRI060104WS €708.00



Note: To convert $\Delta 50^\circ$ output to a $\Delta 30^\circ$ see page 61 for more details.

KAMARI

ALUMINIUM
DOUBLE PANEL - VERTICAL

VERTICAL

KAMARI - Double Panel
H-1800 x W-375mm

Pipe Centres 465mm
BTU $\Delta 50^\circ$ 5805
BTU $\Delta 60^\circ$ 7430

● **Anthracite**
KMRI180037AD €864.00

○ **White**
KMRI180037WD €864.00

KAMARI - Double Panel
H-1800 x W-470mm

Pipe Centres 560mm
BTU $\Delta 50^\circ$ 7257
BTU $\Delta 60^\circ$ 9289

● **Anthracite**
KMRI180047AD €1038.00

○ **White**
KMRI180047WD €1038.00

KAMARI - Double Panel
H-1800 x W-565mm

Pipe Centres 655mm
BTU $\Delta 50^\circ$ 8707
BTU $\Delta 60^\circ$ 11144

● **Anthracite**
KMRI180056AD €1200.00

○ **White**
KMRI180056WD €1200.00



Image for illustration purposes only



Note: To convert $\Delta 50^\circ$ output to a $\Delta 30^\circ$ see page 61 for more details.

KAMARI

ALUMINIUM
DOUBLE PANEL - HORIZONTAL



HORIZONTAL

KAMARI - Double Panel
H-600 x W-660mm

Pipe Centres 750mm
BTU Δ50° 3388
BTU Δ60° 4336

● **Anthracite**
KMRI060066AD €660.00
○ **White**
KMRI060066WD €660.00

KAMARI - Double Panel
H-600 x W-850mm

Pipe Centres 940mm
BTU Δ50° 4355
BTU Δ60° 5574

● **Anthracite**
KMRI060085AD €852.00
○ **White**
KMRI060085WD €852.00

KAMARI - Double Panel
H-600 x W-1040mm

Pipe Centres 1130mm
BTU Δ50° 5322
BTU Δ60° 6812

● **Anthracite**
KMRI060104AD €1020.00
○ **White**
KMRI060104WD €1020.00

KAMARI - Double Panel
H-600 x W-1230mm

Pipe Centres 1320mm
BTU Δ50° 6290
BTU Δ60° 8051

● **Anthracite**
KMRI060123AD €1176.00
○ **White**
KMRI060123WD €1176.00

KAMARI - Double Panel
H-600 x W-1420mm

Pipe Centres 1510mm
BTU Δ50° 7259
BTU Δ60° 9291

● **Anthracite**
KMRI060142AD €1368.00
○ **White**
KMRI060142WD €1368.00



Note: To convert Δ50° output to a Δ30° see page 61 for more details.

HILLTOP DESIGNER HD25

TOWEL BAR RADIATOR

A high performing towel warmer with 25mm cross bars to suit any bathroom project. Both straight and curved options available with an impressive selection of colours including; Brushed Brass, Chrome, White, Matt Black and Anthracite.

CHROME - FLAT

H-800 x W-500mm

Pipe Centres 450mm
BTU $\Delta 50^\circ$ 881
BTU $\Delta 60^\circ$ 1781

● **Chrome**
HD258050FC **€157.00**

H-800 x W-600mm

Pipe Centres 550mm
BTU $\Delta 50^\circ$ 1011
BTU $\Delta 60^\circ$ 1911

● **Chrome**
HD258060FC **€159.00**

H-1200 x W-500mm

Pipe Centres 450mm
BTU $\Delta 50^\circ$ 1382
BTU $\Delta 60^\circ$ 2282

● **Chrome**
HD2512050FC **€180.00**

H-1200 x W-600mm

Pipe Centres 550mm
BTU $\Delta 50^\circ$ 1517
BTU $\Delta 60^\circ$ 2417

● **Chrome**
HD2512060FC **€188.00**

H-1600 x W-500mm

Pipe Centres 450mm
BTU $\Delta 50^\circ$ 1802
BTU $\Delta 60^\circ$ 2702

● **Chrome**
HD2516050FC **€245.00**

H-1600 x W-600mm

Pipe Centres 550mm
BTU $\Delta 50^\circ$ 1994
BTU $\Delta 60^\circ$ 2894

● **Chrome**
HD2516060FC **€258.00**

H-1800 x W-500mm

Pipe Centres 450mm
BTU $\Delta 50^\circ$ 2053
BTU $\Delta 60^\circ$ 2953

● **Chrome**
HD2518050FC **€282.00**

H-1800 x W-600mm

Pipe Centres 550mm
BTU $\Delta 50^\circ$ 2251
BTU $\Delta 60^\circ$ 3151

● **Chrome**
HD2518060FC **€288.00**

CHROME - CURVED

H-800 x W-500mm

Pipe Centres 450mm
BTU $\Delta 50^\circ$ 881
BTU $\Delta 60^\circ$ 1781

● **Chrome**
HD258050CC **€161.00**

H-800 x W-600mm

Pipe Centres 550mm
BTU $\Delta 50^\circ$ 1011
BTU $\Delta 60^\circ$ 1911

● **Chrome**
HD258060CC **€163.00**

H-1200 x W-500mm

Pipe Centres 450mm
BTU $\Delta 50^\circ$ 1382
BTU $\Delta 60^\circ$ 2282

● **Chrome**
HD2512050CC **€182.00**

H-1200 x W-600mm

Pipe Centres 550mm
BTU $\Delta 50^\circ$ 1517
BTU $\Delta 60^\circ$ 2417

● **Chrome**
HD2512060CC **€192.00**

H-1600 x W-500mm

Pipe Centres 450mm
BTU $\Delta 50^\circ$ 1802
BTU $\Delta 60^\circ$ 2702

● **Chrome**
HD2516050CC **€255.00**

H-1600 x W-600mm

Pipe Centres 550mm
BTU $\Delta 50^\circ$ 1994
BTU $\Delta 60^\circ$ 2894

● **Chrome**
HD2516060CC **€265.00**

H-1800 x W-500mm

Pipe Centres 450mm
BTU $\Delta 50^\circ$ 2053
BTU $\Delta 60^\circ$ 2953

● **Chrome**
HD2518050CC **€288.00**

H-1800 x W-600mm

Pipe Centres 550mm
BTU $\Delta 50^\circ$ 2251
BTU $\Delta 60^\circ$ 3151

● **Chrome**
HD2518060CC **€294.00**



Curved Chrome Radiator

Image for illustration purposes only



Note: These radiators are Dual Fuel Compatible see page 58 for more details.
To convert $\Delta 50^\circ$ output to a $\Delta 30^\circ$ see page 61 for more details.

HILLTOP DESIGNER HD25

TOWEL BAR RADIATOR
BUSHED BRASS - FLAT

ANTHRACITE & MATT BLACK - FLAT

H-800 x W-500mm

Pipe Centres 450mm
BTU $\Delta 50^\circ$ 1280
BTU $\Delta 60^\circ$ 1575

● **Brushed Brass**
HD258050FBB €289.00

H-1200 x W-500mm

Pipe Centres 450mm
BTU $\Delta 50^\circ$ 1598
BTU $\Delta 60^\circ$ 1965

● **Brushed Brass**
HD2512050FBB €399.00

H-1800 x W-500mm

Pipe Centres 450mm
BTU $\Delta 50^\circ$ 2800
BTU $\Delta 60^\circ$ 3444

● **Brushed Brass**
HD2518050FBB €609.00



Images for illustration purposes only



Images for illustration purposes only



H-800 x W-500mm

Pipe Centres 450mm
BTU $\Delta 50^\circ$ 1339
BTU $\Delta 60^\circ$ 2239

● **Anthracite**
HD258050FA €132.00

● **Matt Black**
HD258050FMB €132.00

H-1200 x W-500mm

Pipe Centres 450mm
BTU $\Delta 50^\circ$ 2009
BTU $\Delta 60^\circ$ 2909

● **Anthracite**
HD2512050FA €178.00

● **Matt Black**
HD2512050FMB €178.00

H-1800 x W-500mm

Pipe Centres 450mm
BTU $\Delta 50^\circ$ 2984
BTU $\Delta 60^\circ$ 3884

● **Anthracite**
HD2518050FA €216.00

● **Matt Black**
HD2518050FMB €216.00

H-800 x W-600mm

Pipe Centres 550mm
BTU $\Delta 50^\circ$ 1567
BTU $\Delta 60^\circ$ 2467

● **Anthracite**
HD258060FA €138.00

● **Matt Black**
HD258060FMB €138.00

H-1200 x W-600mm

Pipe Centres 550mm
BTU $\Delta 50^\circ$ 2305
BTU $\Delta 60^\circ$ 3205

● **Anthracite**
HD2512060FA €185.00

● **Matt Black**
HD2512060FMB €185.00

H-1800 x W-600mm

Pipe Centres 550mm
BTU $\Delta 50^\circ$ 3421
BTU $\Delta 60^\circ$ 4321

● **Anthracite**
HD2518060FA €222.00

● **Matt Black**
HD2518060FMB €222.00



Note: These radiators are Dual Fuel Compatible see page 58 for more details.
To convert $\Delta 50^\circ$ output to a $\Delta 30^\circ$ see page 61 for more details.



HILLTOP DESIGNER HD25

**RAL COLOUR
FINISH
AVAILABLE**
See page 62 for details

TOWEL BAR RADIATOR
WHITE & BESPOKE COLOUR FINISH



Image for illustration purposes only

H-1200 x W-500mm

Pipe Centres 450mm
BTU $\Delta 50^\circ$ 2099
BTU $\Delta 60^\circ$ 2999

White
HD2512050FW **€128.00**
 Bespoke Colour Finish
HD2512050FRAL **€468.00**

H-1800 x W-500mm

Pipe Centres 450mm
BTU $\Delta 50^\circ$ 2984
BTU $\Delta 60^\circ$ 3884

White
HD2518050FW **€186.00**
 Bespoke Colour Finish
HD2518050FRAL **€522.00**

H-1200 x W-600mm

Pipe Centres 550mm
BTU $\Delta 50^\circ$ 2305
BTU $\Delta 60^\circ$ 3205

White
HD2512060FW **€133.00**
 Bespoke Colour Finish
HD2512060FRAL **€484.00**

H-1800 x W-600mm

Pipe Centres 550mm
BTU $\Delta 50^\circ$ 3421
BTU $\Delta 60^\circ$ 4321

White
HD2518060FW **€202.00**
 Bespoke Colour Finish
HD2518060FRAL **€538.60**



Image for illustration purposes only



Note: These radiators are Dual Fuel Compatible see page 58 for more details.
To convert $\Delta 50^\circ$ output to a $\Delta 30^\circ$ see page 61 for more details.

BELIEZA

RAL COLOUR
FINISH
AVAILABLE
See page 62 for details

MILD STEEL

A unique and bold design, the Belieza heated towel rail brings a touch of class to any bathroom enhanced by its unusual flat tube design. A step up from conventional towel rails, it adds a little something different to any project.



Images for illustration purposes only



Images for illustration purposes only



BELIEZA
H-1200 x W-500mm

Pipe Centres	450mm
BTU $\Delta 50^\circ$	1338
BTU $\Delta 60^\circ$	1650

<input type="radio"/> Chrome	
BELI1250	€588.00
<input type="radio"/> Brushed Brass	
BELI1250BB	€798.00

BELIEZA
H-1200 x W-500mm

Pipe Centres	450mm
BTU $\Delta 50^\circ$	1824
BTU $\Delta 60^\circ$	2229

<input type="radio"/> White	
BELI1250MW	€396.00
<input type="radio"/> Carbon	
BELI1250C	€396.00
<input type="radio"/> Matt Black Sparkle	
BELI1250MB	€396.00
<input type="radio"/> Bespoke Colour Finish	
BELI1250RAL	€684.00



BELIEZA
H-900 x W-500mm

Pipe Centres	450mm
BTU $\Delta 50^\circ$	949
BTU $\Delta 60^\circ$	1170

<input type="radio"/> Chrome	
BELI9050	€456.00
<input type="radio"/> Brushed Brass	
BELI9050BB	€624.00

BELIEZA
H-900 x W-500mm

Pipe Centres	450mm
BTU $\Delta 50^\circ$	1294
BTU $\Delta 60^\circ$	1581

<input type="radio"/> White	
BELI9050MW	€318.00
<input type="radio"/> Carbon	
BELI9050C	€318.00
<input type="radio"/> Matt Black Sparkle	
BELI9050MB	€318.00
<input type="radio"/> Bespoke Colour Finish	
BELI9050RAL	€558.00

CALIDA

MILD STEEL

The funky modern design of the Calida makes a bold statement to compliment any bathroom. Designed for the modern environment, its wraparound flat bars offer plenty of space to gently warm your towels.



CALIDA
H-1200 x W-500mm
Pipe Centres 450mm
BTU $\Delta 50^\circ$ 2506
BTU $\Delta 60^\circ$ 3063

● **Carbon**
CLAD12050C €612.00



CALIDA
H-850 x W-500mm
Pipe Centres 450mm
BTU $\Delta 50^\circ$ 1822
BTU $\Delta 60^\circ$ 2227

● **Carbon**
CLAD8550C €474.00



Note: To convert $\Delta 50^\circ$ output to a $\Delta 30^\circ$ see page 61 for more details.



TRADITIONAL RADIATORS

This stylish suite of radiators perfectly blends the traditional with the modern resulting in a distinct look, fit for any bathroom. Mixing the traditional column insert with the chrome surround gives this range a timeless yet classical appearance.

KNIGHTSBRIDGE

Traditional Radiator

H-963 x W-673 x D-230mm

Pipe Centres 460mm

Pipe Centres from Wall 92mm

BTU $\Delta 50^\circ$ 2214

BTU $\Delta 60^\circ$ 3410

● **White & Chrome**

KGTR02 €540.00



ELGANTE

Traditional Radiator

H-1000 x W-635mm

Pipe Centres 525mm

Pipe Centres from Wall 79mm

BTU $\Delta 50^\circ$ 2466

BTU $\Delta 60^\circ$ 3798

● **White & Chrome**

ELGA04 €984.00



FLORIENCE

Traditional Radiator

H-963 x W-538 x D-230mm

Pipe Centres 325mm

Pipe Centres from Wall 92mm

BTU $\Delta 50^\circ$ 958

BTU $\Delta 60^\circ$ 1475

● **White & Chrome**

FLRC01 €504.00



DELGADA - Heated Towel Rail

H-1130 x W-553mm x D-230mm

Pipe Centres 340mm

Pipe Centres from Wall 100mm

BTU $\Delta 50^\circ$ 2876

BTU $\Delta 60^\circ$ 4429

● **White & Chrome**

DLGA03 €984.00



Note: To convert $\Delta 50^\circ$ output to a $\Delta 30^\circ$ see page 61 for more details.



ELECTRIC ELEMENTS

DUAL FUEL CONVERSION KITS

Hilltop Designer HD25, Belieza and Calida towel rails are dual fuel compatible.

A dual fuel radiator is connected to both your central heating system and your electrics with the addition of an electrical heating element and a T-piece. This means that your radiator can be heated either by the central heating system, or electrically via the heating element.

The Hilltop Designer HD25, Belieza and Calida towel rails are exceptional in that they can combine the best of central heating radiators and electric radiators to get the most out of the towel rail. The dual-fuel option can heat up your central heating system or can be independently to other radiators within your home.

Recommended Hilltop Designer HD25, Belieza and Calida Element fitting size guide for Dual Fuel is as follows;

Size	Standard Element	Thermostatic Element
800 x 500mm	250w	300w
800 x 600mm	250w	300w
1200 x 500mm	400w	600w
1200 x 600mm	400w	600w
1800 x 500mm	600w	900w
1800 x 600mm	600w	900w

For recommendations and prices for fitting of electric only radiators please contact our sales office.



Image for illustration purposes only



Thermostatic Heating Element Chrome

Standard Heating Element Chrome

Dual Fuel T-Piece Available in Chrome, Anthracite, White, Black, Carbon and Brushed Brass



Code	Description	Price
STHE150W	Standard Heating Element - Chrome 150 Watt	€84.00
STHE250W	Standard Heating Element - Chrome 250 Watt	€84.00
STHE300W	Standard Heating Element - Chrome 300 Watt	€84.00
STHE400W	Standard Heating Element - Chrome 400 Watt	€84.00
STHE600W	Standard Heating Element - Chrome 600 Watt	€84.00
STHE800W	Standard Heating Element - Chrome 800 Watt	€84.00
TMSHEC300W	Thermostatic Heating Element - Chrome 300 Watt	€150.00
TMSHEC600W	Thermostatic Heating Element - Chrome 600 Watt	€150.00
TMSHEC900W	Thermostatic Heating Element - Chrome 900 Watt	€150.00
TMSHEW300W	Thermostatic Heating Element - White 300 Watt	€150.00
TMSHEW600W	Thermostatic Heating Element - White 600 Watt	€150.00
TMSHEW900W	Thermostatic Heating Element - White 900 Watt	€150.00
DFTPC	Dual Fuel T-Piece - Chrome	€19.50
DFTPA	Dual Fuel T-Piece - Anthracite	€19.50
DFTPCB	Dual Fuel T-Piece - Carbon	€19.50
DFTPW	Dual Fuel T-Piece - White	€19.50
DFTPB	Dual Fuel T-Piece - Black	€19.50
DFTPBB	Dual Fuel T-Piece - Brushed Brass	€19.50

VALVES + ACCESSORIES



- AMIE**
Angled Radiator Valve
- **Chrome**
AMAGRVC €29.00
 - **Anthracite**
AMAGRVA €36.00
 - **Carbon**
AMAGRVCB €36.00
 - **Black**
AMAGRVB €36.00
 - **White**
AMAGRWW €36.00
 - **Brushed Brass**
AMAGRBB €60.00



- AMIE**
Straight Radiator Valve
- **Chrome**
AMSTRVC €29.00
 - **Anthracite**
AMSTRVA €36.00
 - **Carbon**
AMSTRVCB €36.00
 - **Black**
AMSTRVB €36.00
 - **White**
AMSTRWW €36.00
 - **Brushed Brass**
AMSTRBB €60.00



- NORMA - Standard**
Corner Radiator Valve
- **Chrome**
NRMSCRC €40.00
 - **Anthracite**
NRMSCRA €48.00
 - **Carbon**
NRMSCRCB €48.00
 - **Black**
NRMSCRB €48.00
 - **White**
NRMSCRW €48.00
 - **Brushed Brass**
NRMSCRBB €65.00



- VENTO - TRV Thermostatic**
Angled Radiator Valve
- **Chrome**
VTTSTRVC €60.00
 - **Anthracite**
VTTSTRVA €60.00
 - **Carbon**
VTTSTRVCB €60.00
 - **Black**
VTTSTRVB €60.00
 - **White**
VTTSTRWW €60.00



- VENTO - TRV Thermostatic**
Straight Radiator Valve
- **Chrome**
VTTSTRVC €60.00
 - **Anthracite**
VTTSTRVA €60.00
 - **Carbon**
VTTSTRVCB €60.00
 - **Black**
VTTSTRVB €60.00
 - **White**
VTTSTRWW €60.00



- VENTO - TRV Thermostatic**
Corner Radiator Valve
- **Chrome**
VTTSCRRVC €60.00
 - **Anthracite**
VTTSCRRVA €60.00
 - **Carbon**
VTTSCRRVCB €60.00
 - **Black**
VTTSCRRVB €60.00
 - **White**
VTTSCRRWW €60.00



- SLEEVING KIT (130x18mm)**
- **Chrome**
SLEKITC €30.00
 - **Anthracite**
SLEKITA €30.00
 - **Carbon**
SLEKITCB €30.00
 - **Black**
SLEKITB €30.00
 - **Brushed Brass**
SLEKITBB €30.00



- Clasico**
Angled Radiator Valve
- CLSATV €48.00



- Clasico**
Straight Radiator Valve
- CLSSTV €48.00



- Daisy**
Angled Radiator Valve
- LRV156 €45.00



- Daisy**
Straight Radiator Valve
- LRV157 €45.00

DELTA T CONVERSION

WHAT IS DELTA T?

Delta T, or ΔT , specifically relates to the difference in temperature between the water circulating in the central heating system and that of the ambient or room temperature. If the ambient or room temperature is 20°C and the mean water temperature inside the radiators is 70°C, the Delta T or ΔT value is calculated as 70°C - 20°C = 50°C. Delta T 50° is the UK standard for all domestic gas boilers and is set to allow professionals, end-users and consumers alike, to make a fair and reasonable comparison of hydronic radiator and towel rail outputs from various suppliers and across a mix of product types.

DELTA T CORRECTION FACTORS - DELTA T 50°

A Delta T correction factor allows end-users and professionals to find out the actual output of a radiator or towel rail in the range of Delta T variations, the above calculator has been designed to efficiently calculate this based on input at Delta T 50°, alternatively, you can use the listed correction factors below, also based on Delta T 50°.

Example: Assuming a radiator or towel rail has a heat output of 1000 BTUs at ΔT (Delta T) = 50°. At ΔT (Delta T) = 30°, the output would be 1000 x 0.51 (from the table above) equating to 510 BTUs. Alternatively, at ΔT (delta T) = 40°, the output would be 1000 x 0.75 equating to 750 BTUs.

Delta T	Correction Factors
75°	1.69
70°	1.54
65°	1.41
60°	1.28
55°	1.154
50°	1
45°	0.895
40°	0.767
35°	0.657
30°	0.543
25°	0.433
20°	0.328
15°	0.229
10°	0.12
5°	0.05



Image for illustration purposes only

RAL COLOUR OPTIONS

			
9006 White Aluminium	9005 Jet Black	8019 Grey Brown	1023 Traffic Yellow
			
2003 Pastel Orange	1036 Pearl Gold	5002 Ultramaize Blue	2004 Pure Orange
			
3001 Signal Red	3000 Flame Red	5015 Middle Sky Blue	3002 Carmine Red
			
3005 Wine Red	5003 Dark Sapphire Blue	7015 Slate Grey	6029 Mint Green
			
5005 Signal Blue	6005 Light Moss	7035 Pale Grey	7032 Grey
			
7030 Stone Grey	7016 Anthracite Grey	8017 Chocolate Brown	8003 Clay Brown

Hilltop offer an exciting range of RAL colour options on dedicated radiators.

All finishes are powder coated and are available within 7 working days from point of order (subject to availability)

RAL painted radiators are non-cancellable.

Other RAL colours available please contact our sales office for more information.





Images for illustration purposes only

TERMS + CONDITIONS

TERMS & CONDITIONS

For a full list of terms and conditions please contact us directly. Please note, all measurements are in millimetres and together with photographs and technical drawings are for guidance only. Colours may vary. Images shown are for guidance only. We reserve the right to change specification without prior notice. Please note due to manufacturing tolerances pipe centres on radiators and towel warmers may vary by +/- 10mm, we recommend that pipe work is not altered until your towel rail / radiator is on site.

COMPATIBILITY

Whilst the majority of Hilltop Designer Radiators' products are compatible, care should be taken on product selection prior to ordering to avoid installation issues. Technical drawings are available on request.

ERRORS & OMISSIONS

In the interest of continuous development of products, Hilltop Designer Radiators reserve the right to change colour, designs and product specifications without prior notice.



Images for illustration purposes only



www.hilltopdr.co.uk



THE HEAT IS ON

Hilltop Designer Radiators Limited

5 Agharan Road Newmills,
Dungannon, County Tyrone BT71 4HF

Telephone: 028 8774 0553

Email: sales@hilltopdr.co.uk

www.hilltopdr.co.uk